

INFORMATION
October 14, 2005

HIGHER EDUCATIONAL AIDS BOARD

BOARD REPORT #06-06

STUDENT AID EXPENDITURES FOR 2004-2005

HIGHER EDUCATIONAL AIDS BOARD

2004 - 2005

Student Aid Expenditures

HELPING WISCONSIN RESIDENTS ACHIEVE

THEIR POST SECONDARY EDUCATION GOALS

2004-2005
PROGRAMS ADMINISTERED BY THE
HIGHER EDUCATIONAL AIDS BOARD*

PROGRAM	TOTAL BY PROGRAM					
	DOLLARS APPROPRIATED	CARRIED FORWARD FROM 04-05	FUNDS AVAILABLE	VOUCHERED	REFUNDED	NET SPENT
ACADEMIC EXCELLENCE SCHOLARSHIP	\$3,176,700	\$0	\$3,176,700	\$3,185,029	8,455	\$3,176,574
HEARING/VISUALLY HANDICAPPED STUDENT GRANT	\$123,800	\$0	\$123,800	\$112,716	7,191	\$105,525
INDIAN STUDENT ASSISTANCE GRANT	\$787,600	\$10,272	\$797,872	\$824,256	31,493	\$792,763
MINORITY UNDERGRADUATE RETENTION GRANT INDEPENDENT COLLEGES/UNIVERSITIES AND TRIBAL COLLEGES	\$378,450	\$13,572	\$392,022	\$393,367	4,430	\$388,937
MINORITY UNDERGRADUATE RETENTION GRANT - WTC SYSTEM	\$378,450	\$1,469	\$379,919	\$385,163	8,955	\$376,208
MINORITY TEACHER LOAN	\$262,100	\$0	\$262,100	\$204,434	7,422	\$197,012
NURSING STUDENT LOAN	\$450,000	\$0	\$450,000	\$396,945	7,466	\$389,479
TALENT INCENTIVE PROGRAM GRANT	\$6,211,698	\$49,470	\$6,261,168	\$6,406,260	189,950	\$6,216,310
TEACHER EDUCATION LOAN	\$275,000	\$0	\$275,000	\$261,500	11,000	\$250,500
TEACHER OF THE VISUALLY IMPAIRED	\$100,000	\$0	\$100,000	\$100,000	0	\$100,000
WISCONSIN HIGHER EDUCATION GRANT - TRIBAL COLLEGES	\$404,000	\$1,800	\$405,800	\$420,130	14,330	\$405,800
WISCONSIN HIGHER EDUCATION GRANT- UW SYSTEM	\$34,959,600	-\$1,169,311	\$33,790,289	\$34,422,930	709,220	\$33,713,710
WISCONSIN HIGHER EDUCATION GRANT - WTC SYSTEM	\$14,874,000	\$77,020	\$14,951,020	\$15,630,034	1,051,796	\$14,578,238
WISCONSIN TUITION GRANT	\$22,103,700	\$364,714	\$22,468,414	\$23,230,896	765,627	\$22,465,269
TOTALS	\$84,485,098	-\$650,994	\$83,834,104	\$85,973,660	2,817,335	\$83,156,325

⇒ *With the exception of Dental Capitation, MCOV Capitation, MN-WI Reciprocity, ISG (Independent Student Grant), NSSL (Nursing Student Stipend Loan), Paul Douglas Scholarship and Wisconsin Health Education Assistance Loan.

⇒ TIP GRANT figures include \$1,387,340 of Federal LEAP/SLEAP funds.

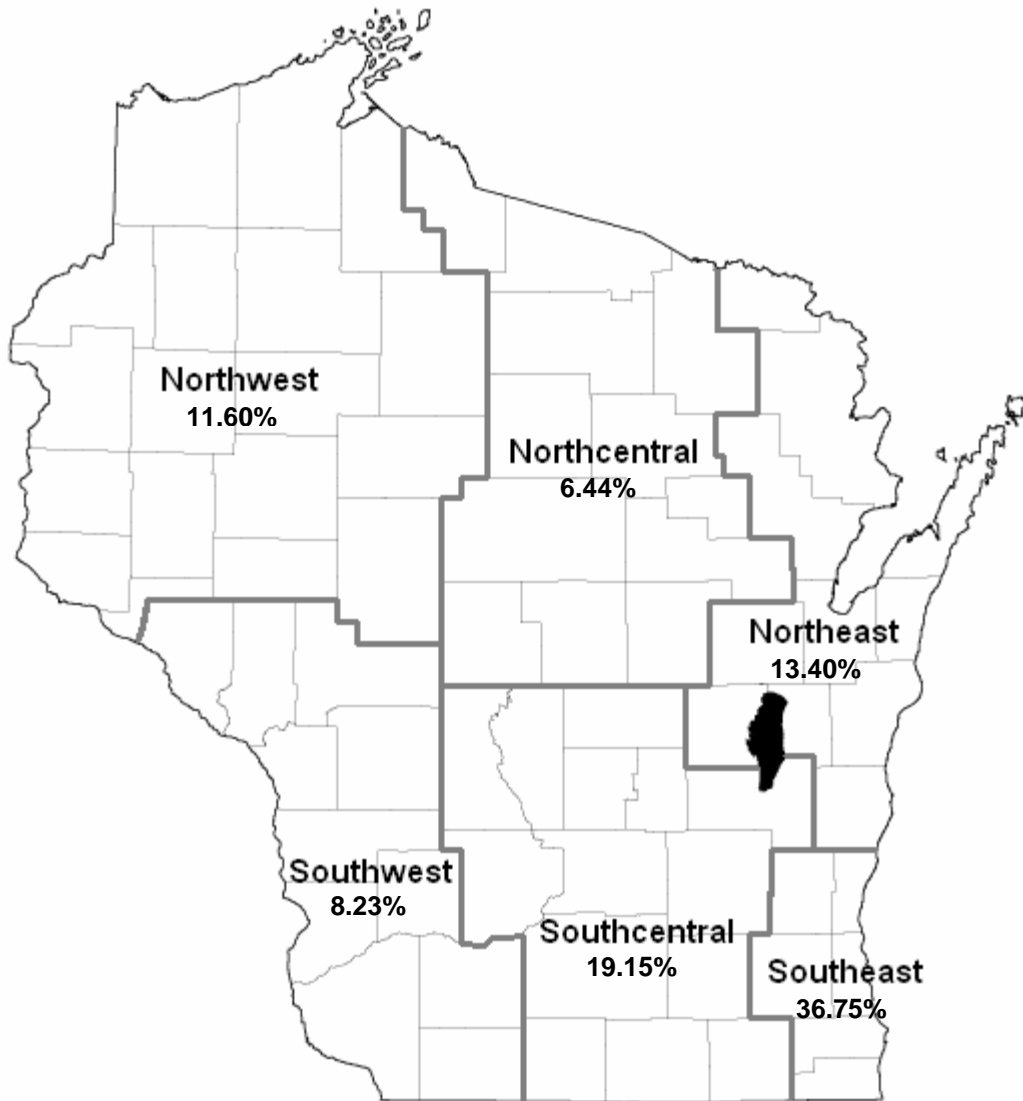
⇒ WHEG UW figures include \$2,200,000 of funds carried back from 2004-05.

⇒ 2003-2004 refunds affect net spent figures for handicapped, MRG (Tech & Ind), TIP, WHEG-Tech, and WTG.

**2004-2005
PROGRAMS ADMINISTERED
BY THE
HIGHER EDUCATIONAL AIDS BOARD***

PROGRAM	DOLLARS SPENT	NUMBER OF AWARDS	AVERAGE AWARD
ACADEMIC EXCELLENCE SCHOLARSHIP	\$3,176,574	2,929	\$1,085
HEARING/VISUALLY HANDICAPPED STUDENT GRANT	\$106,425	70	\$1,520
INDIAN STUDENT ASSISTANCE GRANT	\$792,763	860	\$922
MINORITY UNDERGRADUATE RETENTION GRANT INDEPENDENT COLLEGES/UNIVERSITIES AND TRIBAL COLLEGES	\$390,187	299	\$1,305
MINORITY UNDERGRADUATE RETENTION GRANT - WTC SYSTEM	\$377,708	443	\$853
MINORITY TEACHER LOAN	\$197,012	85	\$2,318
NURSING LOAN PROGRAM	\$389,479	234	\$1,664
TALENT INCENTIVE PROGRAM GRANT	\$6,223,029	4,868	\$1,278
TEACHER EDUCATION LOAN	\$250,500	95	\$2,637
TEACHER OF THE VISUALLY IMPAIRED	\$100,000	14	\$7,143
WISCONSIN HIGHER EDUCATION GRANT - TRIBAL COLLEGES	\$405,800	290	\$1,399
WISCONSIN HIGHER EDUCATION GRANT- UW SYSTEM	\$33,713,710	26,108	\$1,291
WISCONSIN HIGHER EDUCATION GRANT - WTC SYSTEM	\$14,628,703	23,497	\$623
WISCONSIN TUITION GRANT	\$22,483,699	10,880	\$2,067
TOTALS	\$83,235,589	70,672	\$1,178

⇒ *With the exception of Dental Capitation, MCOW Capitation, MN-WI Reciprocity, ISG (Independent Student Grant), NSSL (Nursing Student Stipend Loan), Paul Douglas Scholarship and Wisconsin Health Education Assistance Loan.



Area	Need-Based Aid				All Aid			
	Dollars Spent	Number of Awards	Average Award	% of Total Spent	Dollars Spent	Number of Awards	Average Award	% of Total Spent
Northwest	\$9,407,693	8,774	\$1,072	11.83%	\$9,659,052	9,003	\$1,073	11.60%
Northcentral	\$5,255,974	5,346	\$983	6.61%	\$5,358,912	5,443	\$985	6.44%
Northeast	\$10,801,996	9,482	\$1,139	13.59%	\$11,149,998	9,745	\$1,144	13.40%
Southwest	\$6,584,712	5,833	\$1,129	8.28%	\$6,847,958	6,077	\$1,127	8.23%
Southcentral	\$14,083,929	11,856	\$1,188	17.71%	\$15,941,475	13,551	\$1,176	19.15%
Southeast	\$29,738,057	23,342	\$1,274	37.40%	\$30,587,113	23,912	\$1,279	36.75%
statewide *	\$3,631,041	2,911	\$1,247	4.57%	\$3,652,980	2,933	\$1,245	4.39%
out-of-state	\$8,100	5	\$1,620	0.01%	\$38,100	8	\$4,763	0.05%
TOTAL	\$79,511,502	67,549	\$1,177	100.00%	\$83,235,588	70,672	\$1,178	100.00%

* The 2-year UW Colleges include 13 campuses throughout the state. HEAB spending for UW Colleges is not separated by campus.

2004-2005 Geographic Distribution of HEAB Program Spending by School College or University	Need-Based Aid				All Aid			
	Dollars Spent	Number of Awards	Average Award	% of Total Spent	Dollars Spent	Number of Awards	Average Award	% of Total Spent
Northwest	\$9,407,693	8,774	\$1,072	11.83%	\$9,659,052	9,003	\$1,073	11.60%
Chippewa Valley Technical College *	\$1,335,816	2,007	\$666	1.68%	\$1,339,112	2,010	\$666	1.61%
Lac Courte Oreilles Ojibwa Community College	\$405,163	336	\$1,206	0.51%	\$405,163	336	\$1,206	0.49%
Northland College	\$417,087	204	\$2,045	0.52%	\$423,837	210	\$2,018	0.51%
UW Eau Claire	\$2,359,325	1,868	\$1,263	2.97%	\$2,505,013	2,000	\$1,253	3.01%
UW River Falls	\$1,120,496	852	\$1,315	1.41%	\$1,176,746	904	\$1,302	1.41%
UW Stout	\$1,957,198	1,544	\$1,268	2.46%	\$1,978,573	1,564	\$1,265	2.38%
UW Superior	\$823,235	633	\$1,301	1.04%	\$838,985	647	\$1,297	1.01%
Wisconsin Indianhead Technical College *	\$989,373	1,330	\$744	1.24%	\$991,623	1,332	\$744	1.19%
Northcentral	\$5,255,974	5,346	\$983	6.61%	\$5,358,912	5,443	\$985	6.44%
College of the Menominee Nation	\$496,529	428	\$1,160	0.62%	\$496,529	428	\$1,160	0.60%
Mid-State Technical College *	\$652,430	1,010	\$646	0.82%	\$653,555	1,011	\$646	0.79%
Nicolet Area Technical College *	\$402,863	573	\$703	0.51%	\$402,863	573	\$703	0.48%
Northcentral Technical College *	\$707,971	1,053	\$672	0.89%	\$711,909	1,057	\$674	0.86%
UW Stevens Point	\$2,996,181	2,282	\$1,313	3.77%	\$3,094,056	2,374	\$1,303	3.72%
Northeast	\$10,801,996	9,482	\$1,139	13.59%	\$11,149,998	9,745	\$1,144	13.40%
Bellin College of Nursing	\$91,050	43	\$2,117	0.11%	\$94,425	46	\$2,053	0.11%
Bellin / UWGB	\$70,976	37	\$1,918	0.09%	\$70,976	37	\$1,918	0.09%
Fox Valley Technical College *	\$1,003,530	1,628	\$616	1.26%	\$1,005,780	1,630	\$617	1.21%
Lakeland College	\$779,287	391	\$1,993	0.98%	\$781,537	393	\$1,989	0.94%
Lakeshore Technical College *	\$495,665	739	\$671	0.62%	\$495,665	739	\$671	0.60%
Lawrence University	\$677,679	299	\$2,266	0.85%	\$723,429	340	\$2,128	0.87%
Northeast Wisconsin Technical College *	\$1,187,960	1,768	\$672	1.49%	\$1,190,210	1,770	\$672	1.43%
Martin's School of Hair Design	\$1,100	2	\$550	0.00%	\$1,100	2	\$550	0.00%
Saint Norbert College	\$1,463,118	666	\$2,197	1.84%	\$1,529,494	726	\$2,107	1.84%
Silver Lake College	\$367,748	210	\$1,751	0.46%	\$437,748	221	\$1,981	0.53%
UW Green Bay	\$1,622,438	1,287	\$1,261	2.04%	\$1,682,626	1,344	\$1,252	2.02%
UW Oshkosh	\$3,041,445	2,412	\$1,261	3.83%	\$3,137,008	2,497	\$1,256	3.77%
Southwest	\$6,584,712	5,833	\$1,129	8.28%	\$6,847,958	6,077	\$1,127	8.23%
Southwest Wisconsin Technical College *	\$404,121	612	\$660	0.51%	\$405,246	613	\$661	0.49%
UW La Crosse	\$1,748,688	1,422	\$1,230	2.20%	\$1,916,871	1,576	\$1,216	2.30%
UW Platteville	\$1,830,254	1,412	\$1,296	2.30%	\$1,908,442	1,487	\$1,283	2.29%
Viterbo College	\$1,531,035	782	\$1,958	1.93%	\$1,545,660	795	\$1,944	1.86%
Western Wisconsin Technical College *	\$1,070,614	1,605	\$667	1.35%	\$1,071,739	1,606	\$667	1.29%
Southcentral	\$14,083,929	11,856	\$1,188	17.71%	\$15,941,475	13,551	\$1,176	19.15%
Beloit College	\$308,076	137	\$2,249	0.39%	\$316,514	146	\$2,168	0.38%
Blackhawk Technical College *	\$642,770	930	\$691	0.81%	\$642,770	930	\$691	0.77%
Edgewood College	\$1,280,656	634	\$2,020	1.61%	\$1,293,781	642	\$2,015	1.55%
Madison Area Technical College *	\$1,521,622	2,431	\$626	1.91%	\$1,528,355	2,438	\$627	1.84%
Maranatha Baptist Bible College	\$200,493	143	\$1,402	0.25%	\$206,680	149	\$1,387	0.25%
Marian College	\$1,722,811	854	\$2,017	2.17%	\$1,727,561	857	\$2,016	2.08%
Moraine Park Technical College *	\$585,635	952	\$615	0.74%	\$585,635	952	\$615	0.70%
Ripon College	\$841,501	380	\$2,214	1.06%	\$869,064	405	\$2,146	1.04%
UW Madison	\$4,194,003	3,260	\$1,287	5.27%	\$5,905,003	4,832	\$1,222	7.09%
UW Whitewater	\$2,786,362	2,135	\$1,305	3.50%	\$2,866,112	2,200	\$1,303	3.44%
Southeast	\$29,738,057	23,342	\$1,274	37.40%	\$30,587,113	23,912	\$1,279	36.75%
Alverno College	\$2,450,204	1,406	\$1,743	3.08%	\$2,477,892	1,422	\$1,743	2.98%
Cardinal Stritch University	\$1,095,101	649	\$1,687	1.38%	\$1,099,600	653	\$1,684	1.32%
Carroll College	\$1,731,323	870	\$1,990	2.18%	\$1,754,386	891	\$1,969	2.11%
Carthage College	\$877,890	427	\$2,056	1.10%	\$893,640	441	\$2,026	1.07%
Concordia University Wisconsin	\$1,446,399	744	\$1,944	1.82%	\$1,465,187	761	\$1,925	1.76%
Gateway Technical College *	\$1,068,297	1,700	\$628	1.34%	\$1,069,353	1,701	\$629	1.28%
Marquette University	\$3,242,524	1,535	\$2,112	4.08%	\$3,416,276	1,692	\$2,019	4.10%
Milwaukee Area Technical College *	\$4,699,748	6,780	\$693	5.91%	\$4,706,439	6,787	\$693	5.65%
Milwaukee Institute of Art and Design	\$571,221	278	\$2,055	0.72%	\$573,471	280	\$2,048	0.69%
Milwaukee School of Engineering	\$1,583,789	745	\$2,126	1.99%	\$1,622,789	780	\$2,080	1.95%
Milwaukee Teacher Education Center	\$0	0	\$0	0.00%	\$250,500	95	\$2,637	0.30%
Mount Mary College	\$1,042,576	564	\$1,849	1.31%	\$1,047,076	568	\$1,843	1.26%
UW Milwaukee	\$6,898,505	5,229	\$1,319	8.68%	\$7,125,647	5,380	\$1,324	8.56%
UW Parkside	\$1,966,956	1,401	\$1,404	2.47%	\$1,997,831	1,426	\$1,401	2.40%
Waukesha County Technical College *	\$472,225	739	\$639	0.59%	\$473,227	740	\$639	0.57%
Wisconsin Lutheran College	\$591,299	275	\$2,150	0.74%	\$613,799	295	\$2,081	0.74%
UW Colleges (statewide, not divided by campus)	\$3,631,041	2,911	\$1,247	4.57%	\$3,652,980	2,933	\$1,245	4.39%
Out-of-State	\$8,100	5	\$1,620	0.01%	\$8,100	8	\$4,763	0.05%
Gallaudet University, Washington, DC	\$8,100	5	\$1,620	0.01%	\$8,100	5	\$1,620	0.01%
Northern Illinois University, DeKalb, IL	\$0	0	\$0	0.00%	\$30,000	3	\$10,000	0.04%
TOTAL	\$79,511,502	67,549	\$1,177	100.00%	\$83,235,588	70,672	\$1,178	100.00%

* Primary Campus location for Wisconsin Technical Colleges

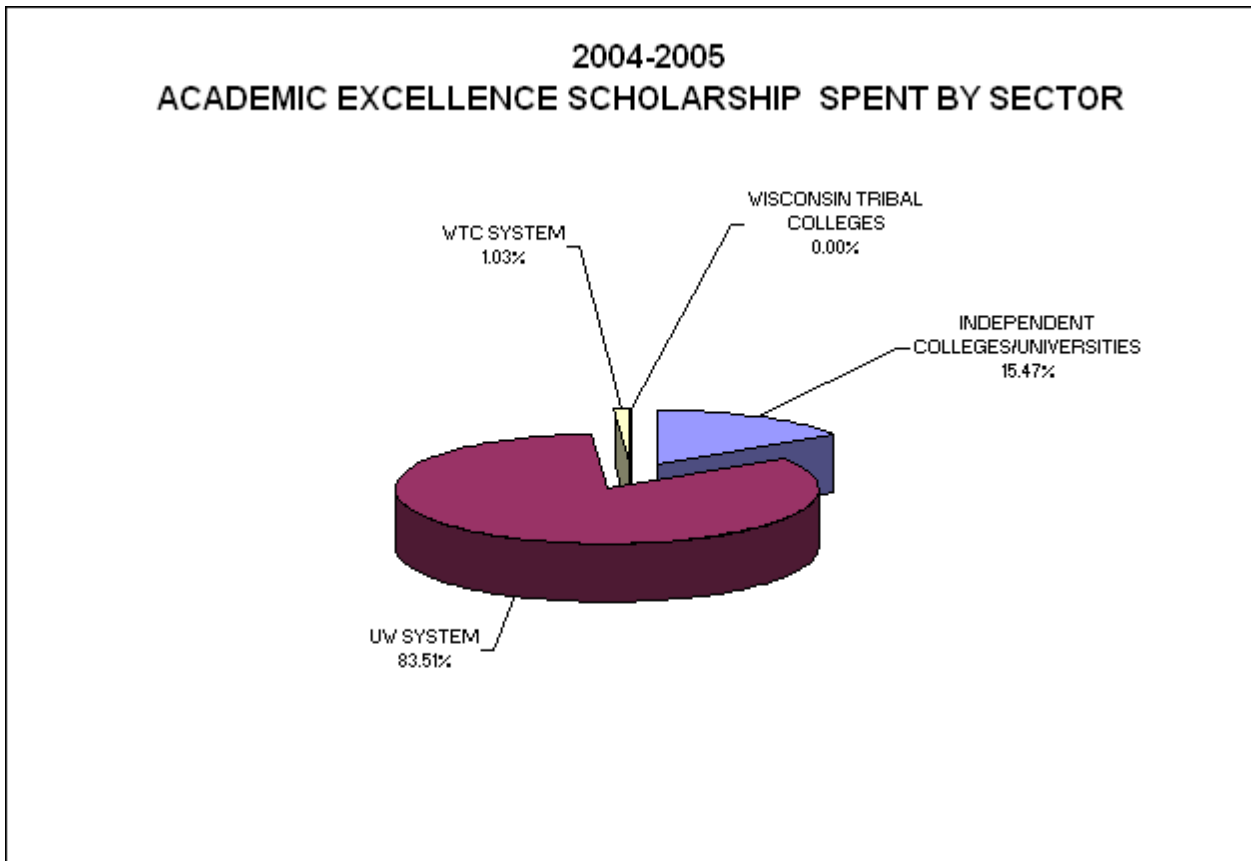
**2004-2005
ACADEMIC EXCELLENCE SCHOLARSHIP**

	DOLLARS	NUMBER OF	AVERAGE	PERCENTAGE OF
COLLEGES OR UNIVERSITIES	SPENT	SCHOLARS	AWARD	TOTAL DOLLARS SPENT
ALVERNO COLLEGE	\$3,938	4	\$985	0.12%
BELOIT COLLEGE	\$8,438	9	\$938	0.27%
BELLIN COLLEGE	\$3,375	3	\$1,125	0.11%
CARDINAL STRITCH UNIVERSITY	\$4,499	4	\$1,125	0.14%
CARROLL COLLEGE	\$23,063	21	\$1,098	0.73%
CARTHAGE COLLEGE	\$15,750	14	\$1,125	0.50%
CHIPPEWA VALLEY TECHNICAL COLLEGE	\$3,296	3	\$1,099	0.10%
CONCORDIA UNIVERSITY	\$17,438	16	\$1,090	0.55%
EDGEWOOD COLLEGE	\$5,625	5	\$1,125	0.18%
FOX VALLEY TECHNICAL COLLEGE	\$2,250	2	\$1,125	0.07%
GATEWAY TECHNICAL COLLEGE	\$1,056	1	\$1,056	0.03%
INDIANHEAD TECHNICAL COLLEGE	\$2,250	2	\$1,125	0.07%
LAKELAND COLLEGE	\$2,250	2	\$1,125	0.07%
LAWRENCE UNIVERSITY	\$45,750	41	\$1,116	1.44%
MADISON AREA TECHNICAL COLLEGE	\$6,733	7	\$962	0.21%
MARANATHA COLLEGE	\$6,187	6	\$1,031	0.19%
MARIAN COLLEGE	\$2,250	2	\$1,125	0.07%
MARQUETTE UNIVERSITY	\$168,752	155	\$1,089	5.31%
MIDSTATE TECHNICAL COLLEGE	\$1,125	1	\$1,125	0.04%
MILWAUKEE AREA TECHNICAL COLLEGE	\$6,691	7	\$956	0.21%
MILWAUKEE INSTITUTE OF ART AND DESIGN	\$2,250	2	\$1,125	0.07%
MILWAUKEE SCHOOL OF ENGINEERING	\$39,000	35	\$1,114	1.23%
MOUNT MARY COLLEGE	\$4,500	4	\$1,125	0.14%
NORTHCENTRAL TECHNICAL COLLEGE	\$3,938	4	\$985	0.12%
NORTHEAST TECHNICAL COLLEGE	\$2,250	2	\$1,125	0.07%
NORTHLAND COLLEGE	\$6,750	6	\$1,125	0.21%
RIPON COLLEGE	\$27,563	25	\$1,103	0.87%
ST NORBERT COLLEGE	\$66,376	60	\$1,106	2.09%
SOUTHWEST WISCONSIN TECHNICAL COLLEGE	\$1,125	1	\$1,125	0.04%
UW COLLEGES	\$21,939	22	\$997	0.69%
UW EAU CLAIRE	\$145,688	132	\$1,104	4.59%
UW GREEN BAY	\$60,188	57	\$1,056	1.89%
UW LA CROSSE	\$168,183	154	\$1,092	5.29%
UW MADISON	\$1,701,000	1,568	\$1,085	53.55%
UW MILWAUKEE	\$109,230	101	\$1,081	3.44%
UW OSHKOSH	\$90,563	83	\$1,091	2.85%
UW PARKSIDE	\$25,875	23	\$1,125	0.81%
UW PLATTEVILLE	\$78,188	75	\$1,043	2.46%
UW RIVER FALLS	\$56,250	52	\$1,082	1.77%
UW STEVENS POINT	\$97,875	92	\$1,064	3.08%
UW STOUT	\$21,375	20	\$1,069	0.67%
UW SUPERIOR	\$15,750	14	\$1,125	0.50%
UW WHITEWATER	\$60,750	57	\$1,066	1.91%
VITERBO COLLEGE	\$14,625	13	\$1,125	0.46%
WAUKESHA COUNTY TECHNICAL COLLEGE	\$1,002	1	\$1,002	0.03%
WESTERN WISCONSIN TECHNICAL COLLEGE	\$1,125	1	\$1,125	0.04%
WISCONSIN LUTHERAN COLLEGE	\$22,500	20	\$1,125	0.71%
TOTAL	\$3,176,574	2,929	\$1,085	100.00%

**2004-2005
ACADEMIC EXCELLENCE SCHOLARSHIP**

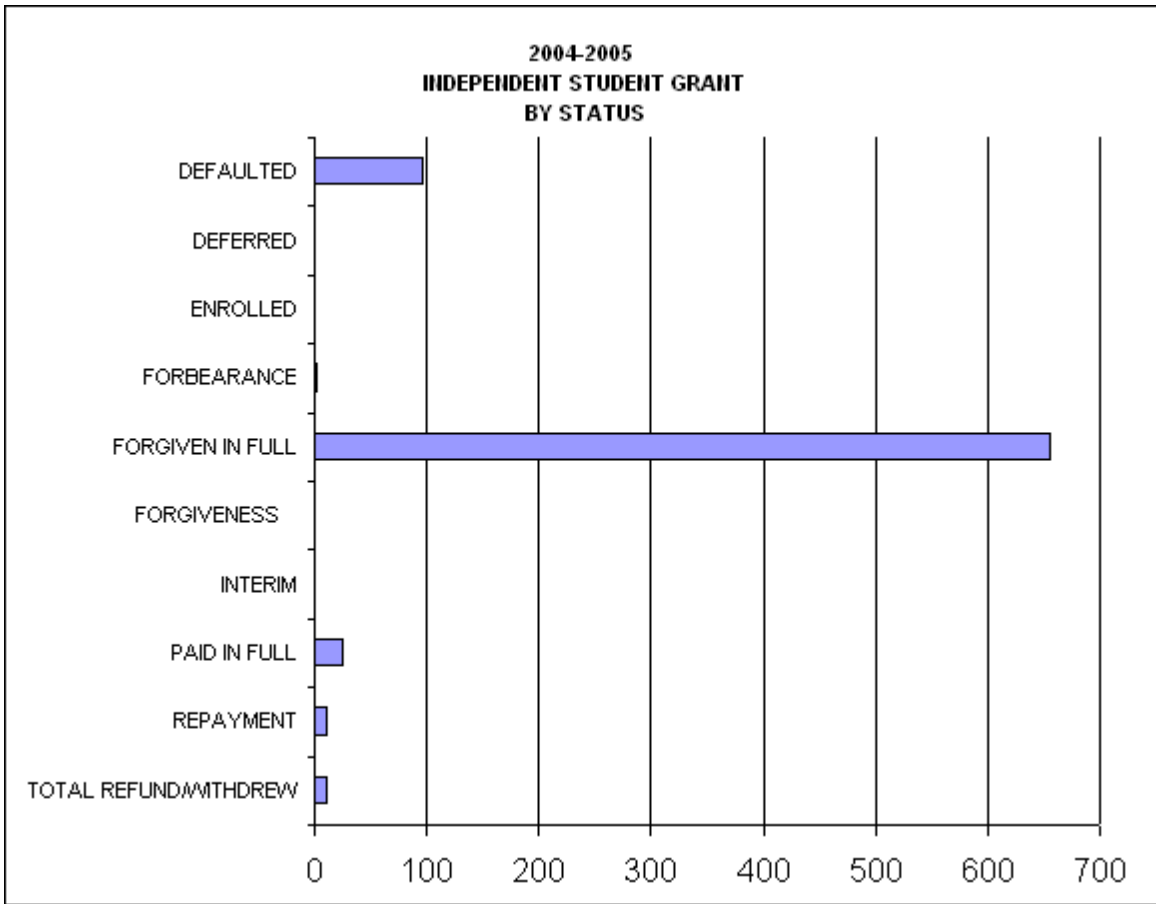
YEAR IN SCHOOL	UW SYSTEM	INDEPENDENT COLLEGES/UNIVERSITIES	WTC SYSTEM	PERCENTAGE OF TOTAL DOLLARS SPENT
FRESHMEN	643	122	16	26.66%
SOPHOMORES	608	112	9	24.89%
JUNIORS	599	104	3	24.10%
SENIORS	600	109	0	23.26%
TOTAL	2,450	447	28	100.00%

SECTOR	DOLLARS SPENT	NUMBER OF AWARDS	AVERAGE AWARD	PERCENTAGE OF TOTAL DOLLARS SPENT
INDEPENDENT COLLEGES/UNIVERSITIES	\$490,879	447	\$1,098	15.45%
UW SYSTEM	\$2,652,854	2,450	\$1,083	83.51%
WTC SYSTEM	\$32,841	32	\$1,026	1.03%
WISCONSIN TRIBAL COLLEGES	\$0	0	\$0	0.00%
TOTAL	\$3,176,574	2,929	\$1,085	100.00%



**2004-2005
INDEPENDENT STUDENT GRANT**

STATUS OF RECIPIENTS	NUMBER OF RECIPIENTS	PERCENTAGE OF RECIPIENTS
DEFAULTED	96	11.99%
DEFERRED	0	0.00%
ENROLLED	0	0.00%
FORBEARANCE	2	0.25%
FORGIVENESS	0	0.00%
FORGIVEN IN FULL	656	81.90%
INTERIM	0	0.00%
PAID IN FULL	25	3.12%
REPAYMENT	11	1.37%
TOTAL REFUND/WITHDREW	11	1.37%
TOTAL	801	100.00%

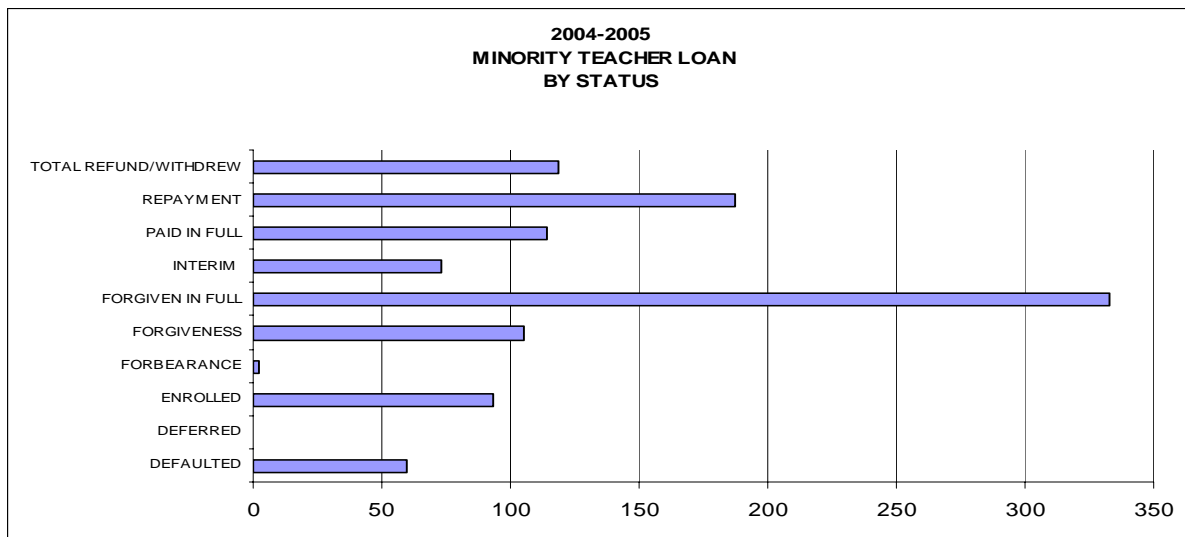


**2004-2005
MINORITY TEACHER LOAN**

COLLEGE OR UNIVERSITY	DOLLARS SPENT	NUMBER OF AWARDS	AVERAGE AWARD	PERCENTAGE OF DOLLARS SPENT
ALVERNO COLLEGE	\$23,750	12	\$1,979	12.06%
CONCORDIA UNIVERSITY	\$1,350	1	\$1,350	0.69%
EDGEWOOD COLLEGE	\$7,500	3	\$2,500	3.81%
MARIAN COLLEGE	\$2,500	1	\$2,500	1.27%
MARQUETTE UNIVERSITY	\$5,000	2	\$2,500	2.54%
UW MADISON	\$10,000	4	\$2,500	5.08%
UW MILWAUKEE	\$117,912	50	\$2,358	59.85%
UW OSHKOSH	\$5,000	2	\$2,500	2.54%
UW PARKSIDE	\$5,000	2	\$2,500	2.54%
UW WHITEWATER	\$19,000	8	\$2,375	9.64%
TOTAL	\$197,012	85	\$2,318	100.00%

SECTOR	DOLLARS SPENT	NUMBER OF AWARDS	AVERAGE AWARD	PERCENTAGE OF DOLLARS SPENT
INDEPENDENT COLLEGES/UNIVERSITIES	\$40,100	19	\$2,111	20.35%
UW SYSTEM	\$156,912	66	\$2,377	79.65%
TOTAL	\$197,012	85	\$2,318	100.00%

STATUS OF RECIPIENTS	NUMBER OF RECIPIENTS	PERCENTAGE OF RECIPIENTS
DEFAULTED	60	5.52%
DEFERRED	1	0.09%
ENROLLED	93	8.56%
FORBEARANCE	2	0.18%
FORGIVENESS	105	9.66%
FORGIVEN IN FULL	333	30.63%
INTERIM	73	6.72%
PAID IN FULL	114	10.49%
REPAYMENT	187	17.20%
TOTAL REFUND/WITHDREW	119	10.95%
TOTAL	1087	100.00%



2004-2005

HEARING/VISUALLY HANDICAPPED STUDENT GRANT

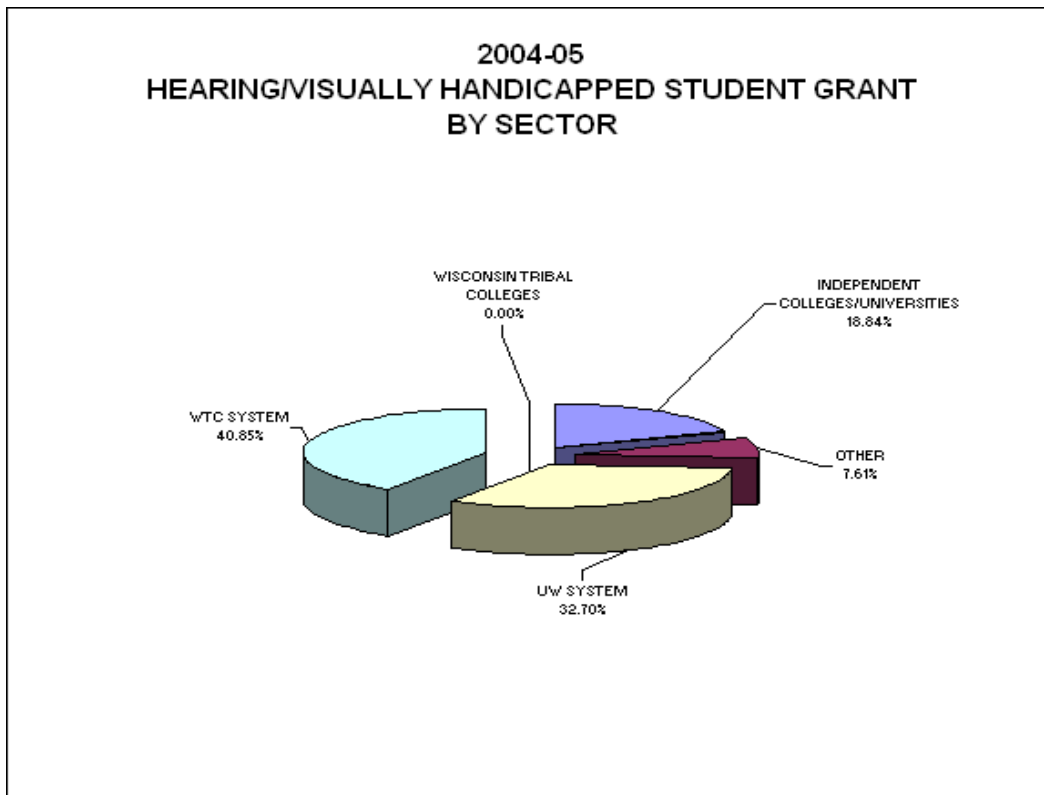
	DOLLARS	NUMBER	AVERAGE	PERCENTAGE
COLLEGE OR UNIVERSITY	SPENT	OF AWARDS	AWARD	OF DOLLARS SPENT
BLACKHAWK TECHNICAL COLLEGES	\$900	1	\$900	0.85%
CARROLL COLLEGE	\$1,800	1	\$1,800	1.69%
CARTHAGE COLLEGE	\$1,800	1	\$1,800	1.69%
CHIPPEWA VALLEY TECHNICAL COLLEGE	\$2,243	2	\$1,122	2.11%
CONCORDIA UNIVERSITY	\$1,800	1	\$1,800	1.69%
FOX VALLEY TECHNICAL COLLEGE	\$1,800	1	\$1,800	1.69%
GALLAUDET UNIVERSITY	\$8,100	5	\$1,620	7.61%
MADISON AREA TECHNICAL COLLEGE	\$2,700	2	\$1,350	2.54%
MARANATHA BIBLE COLLEGE	\$1,800	1	\$1,800	1.69%
MARIAN COLLEGE	\$4,500	3	\$1,500	4.23%
MARQUETTE UNIVERSITY	\$1,155	1	\$1,155	1.09%
MID-STATE TECHNICAL COLLEGE	\$1,800	1	\$1,800	1.69%
MILWAUKEE AREA TECHNICAL COLLEGE	\$10,800	7	\$1,543	10.15%
MILWAUKEE SCHOOL OF ENGINEERING	\$1,800	1	\$1,800	1.69%
MORAIN PARK TECHNICAL COLLEGE	\$1,311	1	\$1,311	1.23%
MT MARY COLLEGE	\$1,800	1	\$1,800	1.69%
NORTHCENTRAL TECHNICAL COLLEGE	\$18,639	13	\$1,434	17.51%
NORTHEAST WISCONSIN TECHNICAL COLLEGE	\$2,377	2	\$1,189	2.23%
RIPON COLLEGE	\$1,800	1	\$1,800	1.69%
UW COLLEGES	\$2,700	2	\$1,350	2.54%
UW EAU CLAIRE	\$1,800	1	\$1,800	1.69%
UW MADISON	\$3,600	2	\$1,800	3.38%
UW MILWAUKEE	\$4,500	3	\$1,500	4.23%
UW OSHKOSH	\$4,500	3	\$1,500	4.23%
UW PARKSIDE	\$1,800	1	\$1,800	1.69%
UW PLATTEVILLE	\$600	1	\$600	0.56%
UW STEVENS POINT	\$1,800	1	\$1,800	1.69%
UW STOUT	\$4,500	3	\$1,500	4.23%
UW SUPERIOR	\$1,800	1	\$1,800	1.69%
UW WHITEWATER	\$7,200	4	\$1,800	6.77%
WAUKESHA COUNTY TECHNICAL COLLEGES	\$900	1	\$900	0.85%
WISCONSIN LUTHERAN COLLEGE	\$1,800	1	\$1,800	1.69%
TOTAL	\$106,425	70	\$1,520	100.00%

	DOLLARS	NUMBER	AVERAGE	PERCENTAGE
SECTOR	SPENT	OF AWARDS	AWARD	OF DOLLARS SPENT
INDEPENDENT COLLEGES/UNIVERSITIES	\$20,055	12	\$1,671	18.84%
OTHER	\$8,100	5	\$1,620	7.61%
UW SYSTEM	\$34,800	22	\$1,582	32.70%
WTC SYSTEM	\$43,470	31	\$1,402	40.85%
WISCONSIN TRIBAL COLLEGES	\$0	0	\$0	0.00%
TOTAL	\$106,425	70	\$1,520	100.00%

2004 – 2005

HEARING/VISUALLY HANDICAPPED STUDENT GRANT

YEAR IN SCHOOL	DOLLARS SPENT	NUMBER OF AWARDS	AVERAGE AWARD	PERCENTAGE OF DOLLARS SPENT
FRESHMEN	\$49,409	35	\$1,308	46.43%
SOPHOMORES	\$29,116	18	\$1,276	27.36%
JUNIORS	\$10,800	6	\$1,327	10.15%
SENIORS	\$11,700	7	\$1,312	10.99%
5th YEAR	\$5,400	4	\$1,203	5.07%
TOTAL	\$106,425	70	\$1,520	100.00%

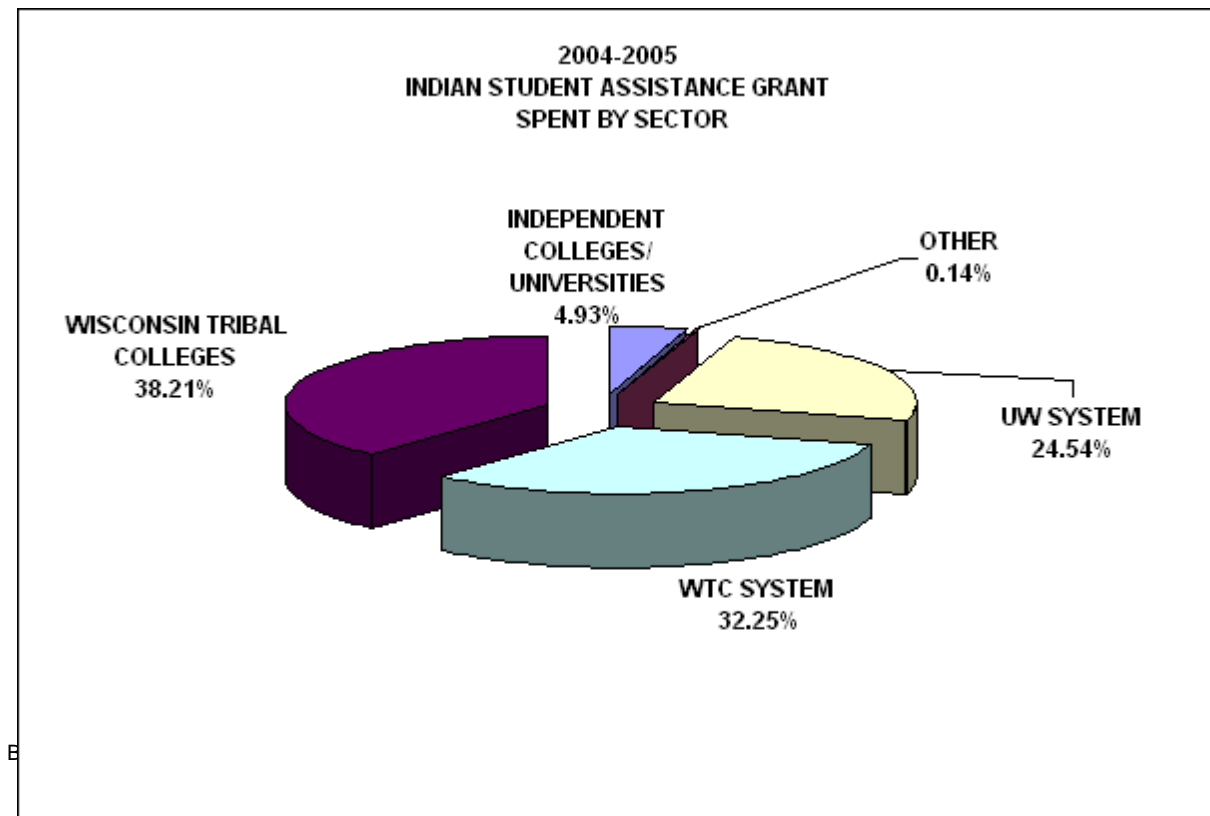


2004-2005**INDIAN STUDENT ASSISTANCE GRANT**

COLLEGE OR UNIVERSITY	DOLLARS SPENT	NUMBER OF AWARDS	AVERAGE AWARD	PERCENTAGE OF DOLLARS SPENT
ALVERNO COLLEGE	\$7,150	7	\$1,021	0.90%
CARDINAL STRITCH UNIVERSITY	\$2,200	3	\$733	0.28%
CARROLL COLLEGE	\$1,100	1	\$1,100	0.14%
CARTHAGE COLLEGE	\$550	1	\$550	0.07%
CHIPPEWA VALLEY TECHNICAL COLLEGE	\$9,329	13	\$718	1.18%
COLLEGE OF THE MENOMINEE NATION	\$184,362	192	\$960	23.26%
CONCORDIA UNIVERSITY	\$1,100	2	\$550	0.14%
FOX VALLEY TECHNICAL COLLEGE	\$13,200	14	\$943	1.67%
GATEWAY TECHNICAL COLLEGE	\$1,762	2	\$881	0.22%
INDIANHEAD TECHNICAL COLLEGE	\$43,194	47	\$919	5.45%
LAKELAND COLLEGE	\$550	1	\$550	0.07%
LAC COURTE OREILLES	\$118,553	130	\$912	14.95%
MADISON AREA TECHNICAL COLLEGE	\$9,984	13	\$768	1.26%
MARIAN COLLEGE	\$550	1	\$550	0.07%
MARQUETTE UNIVERSITY	\$4,950	5	\$990	0.62%
MARTIN SCHOOL OF HAIR - MANITOWOC	\$1,100	2	\$550	0.14%
MIDSTATE TECHNICAL COLLEGE	\$1,650	2	\$825	0.21%
MILWAUKEE AREA TECHNICAL COLLEGE	\$62,150	75	\$829	7.84%
MILWAUKEE INSTITUTE OF ART AND DESIGN	\$1,100	1	\$1,100	0.14%
MILWAUKEE SCHOOL OF ENGINEERING	\$1,100	1	\$1,100	0.14%
MORAIN PARK TECHNICAL COLLEGE	\$4,950	5	\$990	0.62%
MT MARY COLLEGE	\$3,300	3	\$1,100	0.42%
NICOLET TECHNICAL COLLEGE	\$21,450	25	\$858	2.71%
NORTHCENTRAL TECHNICAL COLLEGE	\$8,250	9	\$917	1.04%
NORTHEAST WISCONSIN TECHNICAL COLLEGE	\$69,300	76	\$912	8.74%
NORTHLAND COLLEGE	\$6,600	7	\$943	0.83%
SILVER LAKE COLLEGE	\$6,050	7	\$864	0.76%
SOUTHWEST WISCONSIN TECHNICAL COLLEGE	\$1,650	2	\$825	0.21%
UW COLLEGES	\$3,850	4	\$963	0.49%
UW EAU CLAIRE	\$10,450	11	\$950	1.32%
UW GREEN BAY	\$29,671	33	\$899	3.74%
UW LA CROSSE	\$8,800	10	\$880	1.11%
UW MADISON	\$15,373	15	\$1,025	1.94%
UW MILWAUKEE	\$33,000	34	\$971	4.16%
UW OSHKOSH	\$26,950	27	\$998	3.40%
UW PLATTEVILLE	\$1,650	2	\$825	0.21%
UW RIVER FALLS	\$4,815	5	\$963	0.61%
UW STEVENS POINT	\$22,620	25	\$905	2.85%
UW STOUT	\$12,100	10	\$1,210	1.53%
UW SUPERIOR	\$12,650	12	\$1,054	1.60%
UW WHITEWATER	\$12,650	13	\$973	1.60%
VITERBO UNIVERSITY	\$2,200	2	\$1,100	0.28%
WAUKESHA COUNTY TECHNICAL COLLEGE	\$1,650	2	\$825	0.21%
WESTERN WISCONSIN TECHNICAL COLLEGE	\$7,150	8	\$894	0.90%
TOTAL	\$792,763	860	\$922	100.00%
2004-2005				

INDIAN STUDENT ASSISTANCE GRANT

SECTOR	DOLLARS SPENT	NUMBER OF AWARDS	AVERAGE AWARD	PERCENTAGE OF DOLLARS SPENT
INDEPENDENT COLLEGES/UNIVERSITIES	\$38,500	42	\$917	4.86%
OTHER	\$1,100	2	\$550	0.14%
UW SYSTEM	\$194,579	201	\$968	24.54%
WTC SYSTEM	\$255,669	293	\$873	32.25%
WISCONSIN TRIBAL COLLEGES	\$302,915	322	\$941	38.21%
TOTAL	\$792,763	860	\$922	100.00%



TOP FIVE COLLEGES/UNIVERSITIES	DOLLARS SPENT	NUMBER OF AWARDS	AVERAGE AWARD	PERCENTAGE OF DOLLARS SPENT
COLLEGE OF THE MENOMINEE NATION	\$184,362	192	\$960	21.30%
LAC COURTE OREILLES	\$118,553	130	\$912	17.17%
NORTHEAST WISCONSIN TECHNICAL COLLEGE	\$69,300	76	\$912	6.72%
MILWAUKEE AREA TECHNICAL COLLEGE	\$62,150	75	\$829	8.94%
UW MILWAUKEE	\$33,000	34	\$971	4.67%
	\$467,365	507	\$772	58.80%

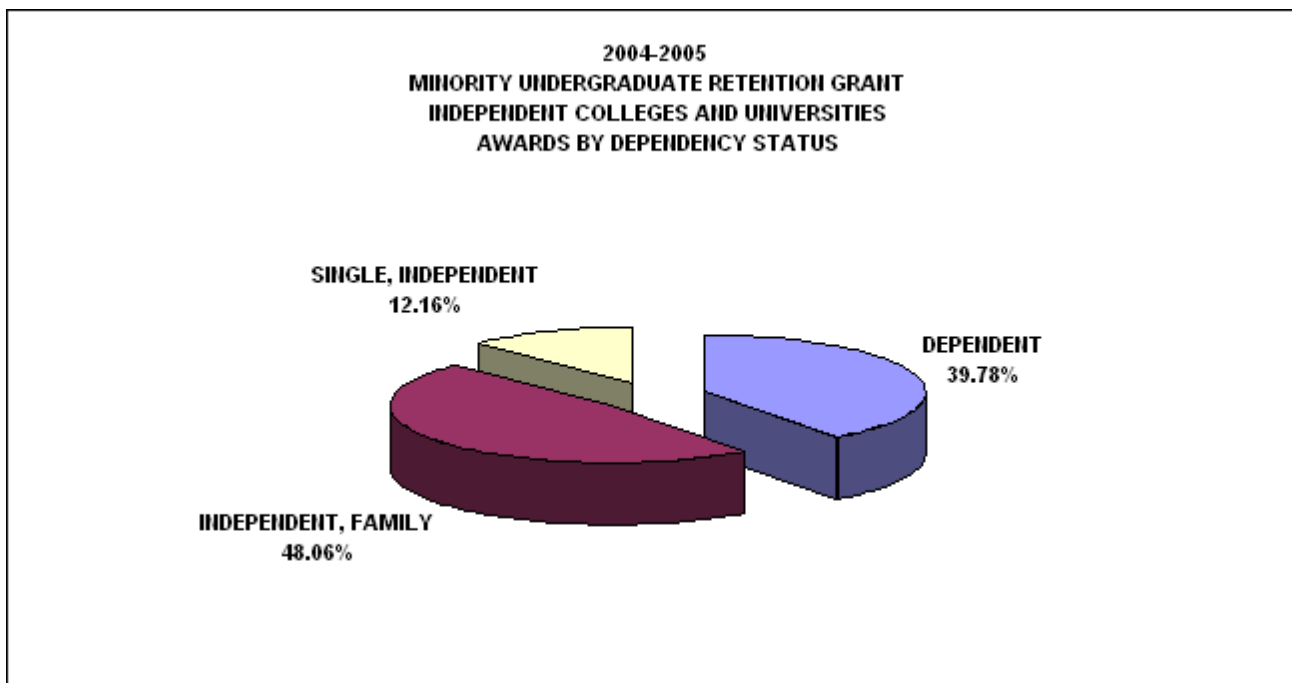
**2004-2005
MINORITY UNDERGRADUATE RETENTION GRANT
INDEPENDENT COLLEGES/UNIVERSITIES AND TRIBAL COLLEGES**

COLLEGE OR UNIVERSITY	DOLLARS SPENT	NUMBER OF AWARDS	AVERAGE AWARD	PERCENTAGE OF DOLLARS SPENT
ALVERNO COLLEGE	\$105,673	85	\$1,243	27.08%
BELOIT COLLEGE	\$1,490	1	\$1,490	0.38%
CARDINAL STRITCH UNIVERSITY	\$60,368	50	\$1,207	15.47%
CARROLL COLLEGE	\$8,510	9	\$946	2.18%
CARTHAGE COLLEGE	\$12,800	7	\$1,829	3.28%
COLLEGE OF THE MENOMINEE NATION	\$24,500	21	\$1,167	6.28%
CONCORDIA UNIVERSITY	\$14,350	7	\$2,050	3.68%
EDGEWOOD COLLEGE	\$5,420	4	\$1,355	1.39%
LAC COURTE OREILLES	\$36,590	21	\$1,742	9.38%
LAKELAND COLLEGE	\$7,470	3	\$2,490	1.91%
LAWRENCE UNIVERSITY	\$1,546	1	\$1,546	0.40%
MARANATHA COLLEGE	\$300	1	\$300	0.08%
MARIAN COLLEGE	\$10,600	17	\$624	2.72%
MARQUETTE UNIVERSITY	\$51,150	22	\$2,325	13.11%
MILWAUKEE INSTITUTE OF ART AND DESIGN	\$7,350	7	\$1,050	1.88%
MILWAUKEE SCHOOL OF ENGINEERING	\$8,020	9	\$891	2.06%
MOUNT MARY COLLEGE	\$19,770	19	\$1,041	5.07%
NORTHLAND COLLEGE	\$1,640	1	\$1,640	0.42%
RIPON COLLEGE	\$1,345	1	\$1,345	0.34%
ST NORBERT COLLEGE	\$2,840	5	\$568	0.73%
SILVER LAKE COLLEGE	\$1,905	1	\$1,905	0.49%
VITERBO COLLEGE	\$5,000	4	\$1,250	1.28%
WISCONSIN LUTHERAN COLLEGE	\$1,550	3	\$517	0.40%
TOTAL	\$390,187	299	\$1,305	100.00%
official				
YEAR IN SCHOOL	DOLLARS SPENT	NUMBER OF AWARDS	AVERAGE AWARD	PERCENTAGE OF DOLLARS SPENT
SOPHOMORES	\$157,668	116	\$1,359	40.41%
JUNIORS	\$132,492	107	\$1,238	33.96%
SENIORS	\$80,543	61	\$1,320	20.64%
5TH YEAR STUDENTS	\$19,484	15	\$1,299	4.99%
TOTAL	\$390,187	299	\$1,305	100.00%
STATUS OF RECIPIENTS	DOLLARS SPENT	NUMBER OF AWARDS	AVERAGE AWARD	PERCENTAGE OF DOLLARS SPENT
DEPENDENT	\$155,226	113	\$1,374	39.78%
INDEPENDENT, FAMILY	\$187,506	146	\$1,284	48.06%
SINGLE, INDEPENDENT	\$47,455	40	\$1,186	12.16%
TOTAL	\$390,187	299	\$1,305	100.00%
MINORITY UNDERGRADUATE RETENTION GRANT BY GROUP	DOLLARS SPENT	# OF AWARDS	AVERAGE AWARD	% OF DOLLARS SPENT
AFRICAN-AMERICAN	\$217,217	175	\$1,241	55.67%
AMERICAN INDIAN	\$71,475	49	\$1,459	18.32%
ASIAN-AMERICAN	\$25,582	21	\$1,218	6.56%
HISPANIC	\$75,913	54	\$1,406	19.46%
TOTAL	\$390,187	299	\$1,305	100.00%

2004-2005

**MINORITY UNDERGRADUATE RETENTION GRANT
INDEPENDENT COLLEGES/UNIVERSITIES AND TRIBAL COLLEGES**

	DOLLARS SPENT	NUMBER OF AWARDS	AVERAGE AWARD	PERCENTAGE OF DOLLARS SPENT
MINORITY UNDERGRADUATE RETENTION GRANT INDEPENDENT BY SECTOR				
INDEPENDENT COLLEGES AND UNIVERSITIES	\$329,097	257	\$1,281	84.34%
TRIBAL COLLEGES	\$61,090	42	\$1,455	15.66%
TOTAL	\$390,187	299	\$1,305	100.00%



\$1250 of previous year refunds reduced actual amount disbursed.

**2004-2005
MINORITY UNDERGRADUATE RETENTION GRANT
WTC SYSTEM**

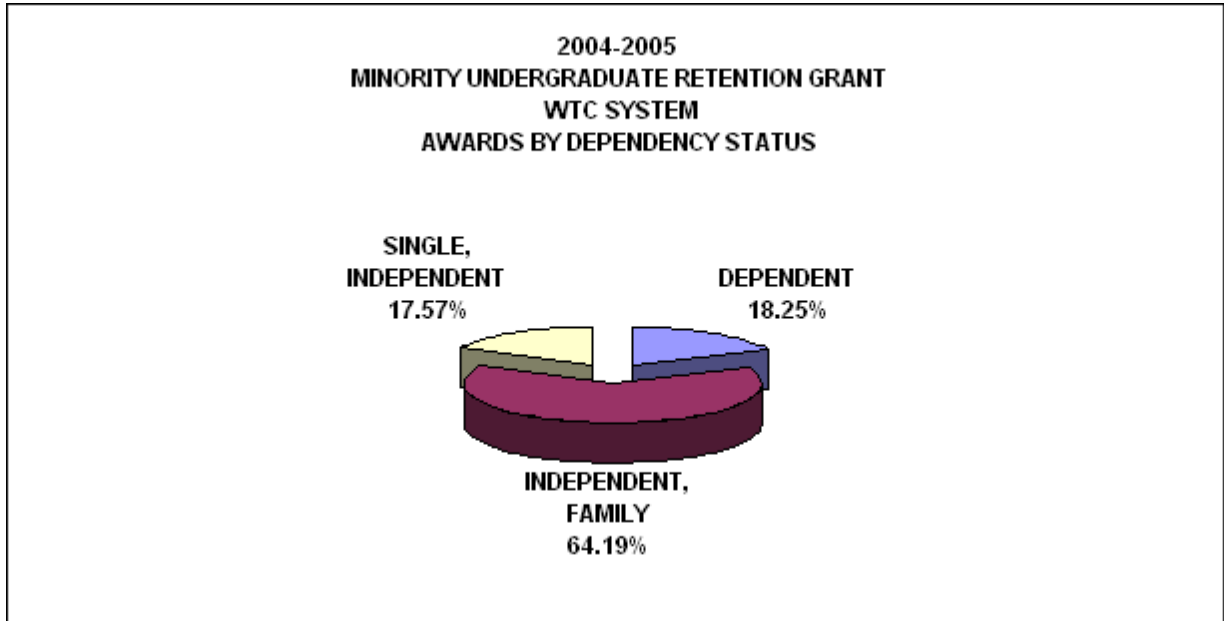
COLLEGE OR UNIVERSITY	DOLLARS SPENT	NUMBER OF AWARDS	AVERAGE AWARD	PERCENTAGE OF DOLLARS SPENT
BLACKHAWK TECHNICAL COLLEGE	\$55,250	25	\$2,210	14.63%
CHIPPEWA VALLEY TECHNICAL COLLEGE	\$8,800	14	\$629	2.33%
FOX VALLEY TECHNICAL COLLEGE	\$10,965	28	\$392	2.90%
GATEWAY TECHNICAL COLLEGE	\$19,780	50	\$396	5.24%
INDIANHEAD TECHNICAL COLLEGE	\$5,870	4	\$1,468	1.55%
LAKESHORE TECHNICAL COLLEGE	\$2,080	4	\$520	0.55%
MADISON AREA TECHNICAL COLLEGE	\$32,360	39	\$830	8.57%
MIDSTATE TECHNICAL COLLEGE	\$3,648	6	\$608	0.97%
MILWAUKEE AREA TECHNICAL COLLEGE	\$195,860	207	\$946	51.85%
MORAINES PARK TECHNICAL COLLEGE	\$2,460	2	\$1,230	0.65%
NICOLET AREA TECHNICAL COLLEGE	\$2,500	1	\$2,500	0.66%
NORTHEAST TECHNICAL COLLEGE	\$7,650	10	\$765	2.03%
NORTHCENTRAL TECHNICAL COLLEGE	\$4,525	16	\$283	1.20%
SOUTHWEST WISCONSIN TECHNICAL COLLEGE	\$285	1	\$0	0.00%
WAUKESHA COUNTY TECHNICAL COLLEGE	\$6,500	14	\$464	1.72%
WESTERN WISCONSIN TECHNICAL COLLEGE	\$19,175	22	\$872	5.08%
TOTALS	\$377,708	443	\$853	99.92%

YEAR IN SCHOOL	DOLLARS SPENT	NUMBER OF AWARDS	AVERAGE AWARD	PERCENTAGE OF DOLLARS SPENT
2ND YEAR	\$321,018	364	\$882	84.99%
3RD YEAR	\$42,602	62	\$687	11.28%
4TH YEAR	\$11,454	14	\$818	3.03%
5TH YEAR STUDENTS	\$2,634	3	\$878	0.70%
TOTAL	\$377,708	443	\$853	100.00%

STATUS OF RECIPIENTS	DOLLARS SPENT	NUMBER OF AWARDS	AVERAGE AWARD	PERCENTAGE OF DOLLARS SPENT
DEPENDENT	\$68,918	82	\$840	18.25%
INDEPENDENT, FAMILY	\$242,436	291	\$833	64.19%
SINGLE, INDEPENDENT	\$66,354	70	\$948	17.57%
TOTAL	\$377,708	443	\$853	100.00%

MINORITY UNDERGRADUATE RETENTION GRANT BY GROUP	DOLLARS SPENT	# OF AWARDS	AVERAGE AWARD	# OF DOLLARS SPENT
AFRICAN- AMERICAN	\$197,593	218	\$906	52.31%
AMERICAN INDIAN	\$25,052	28	\$895	6.63%
ASIAN-AMERICAN	\$83,247	107	\$778	22.04%
HISPANIC	\$71,816	90	\$798	16.92%
TOTAL	\$377,708	443	\$853	100.00%

**2004-2005
MINORITY UNDERGRADUATE RETENTION GRANT
WTC SYSTEM**



\$1,500 03-04 refunds were applied to grant totals.

2004-2005

NURSING STUDENT LOAN

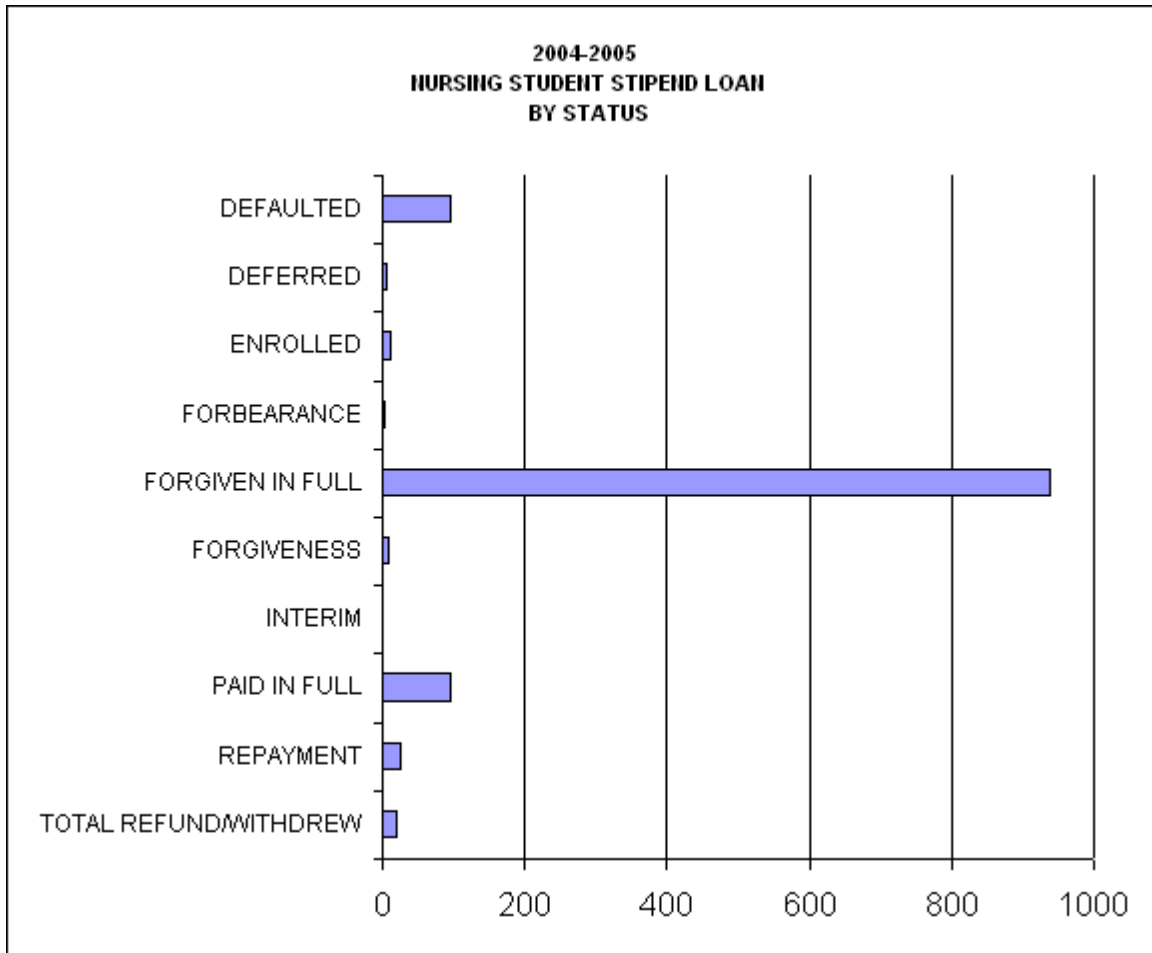
	DOLLARS	NUMBER	AVERAGE	PERCENTAGE
COLLEGE OR UNIVERSITY	SPENT	OF AWARDS	AWARD	OF DOLLARS SPENT
ALVERNO COLLEGE	\$14,844	9	\$1,649	3.81%
BELLIN COLLEGE	\$7,750	4	\$1,938	1.99%
BLACKHAWK TECHNICAL COLLEGE	\$11,000	13	\$846	2.82%
CARDINAL STRITCH UNIVERSITY	\$6,250	6	\$1,042	1.60%
CARROLL COLLEGE	\$13,235	5	\$2,647	3.40%
CHIPPEWA VALLEY TECHNICAL COLLEGE	\$11,912	9	\$1,324	3.06%
CONCORDIA UNIVERSITY	\$6,000	2	\$3,000	1.54%
EDGEWOOD COLLEGE	\$7,940	4	\$1,985	2.04%
FOX VALLEY TECHNICAL COLLEGE	\$13,235	9	\$1,471	3.40%
GATEWAY TECHNICAL COLLEGE	\$18,152	19	\$955	4.66%
INDIANHEAD TECHNICAL COLLEGE	\$13,235	5	\$2,647	3.40%
LAKESHORE TECHNICAL COLLEGE	\$11,735	9	\$1,304	3.01%
MADISON AREA TECHNICAL COLLEGE	\$13,235	7	\$1,891	3.40%
MARIAN COLLEGE	\$19,235	8	\$2,404	4.94%
MARQUETTE UNIVERSITY	\$13,235	5	\$2,647	3.40%
MIDSTATE TECHNICAL COLLEGE	\$14,438	15	\$963	3.71%
MILWAUKEE AREA TECHNICAL COLLEGE	\$12,748	5	\$2,550	3.27%
MILWAUKEE SCHOOL OF ENGINEERING	\$13,235	5	\$2,647	3.40%
MORAIN PARK TECHNICAL COLLEGE	\$13,051	5	\$2,610	3.35%
MT MARY COLLEGE	\$13,235	9	\$1,471	3.40%
NICOLET TECHNICAL COLLEGE	\$9,000	9	\$1,000	2.31%
NORTH CENTRAL TECHNICAL COLLEGE	\$14,235	10	\$1,424	3.65%
NORTHEAST TECHNICAL COLLEGE	\$14,235	7	\$2,034	3.65%
SOUTHWEST TECHNICAL COLLEGE	\$13,235	10	\$1,324	3.40%
UW GREEN BAY	\$13,235	9	\$1,471	3.40%
UW MADISON	\$3,000	1	\$3,000	0.77%
UW MILWAUKEE	\$12,027	5	\$2,405	3.09%
UW OSHKOSH	\$13,235	5	\$2,647	3.40%
UW PARKSIDE	\$12,000	4	\$3,000	3.08%
VITERBO COLLEGE	\$13,250	6	\$2,208	3.40%
WAUKESHA COUNTY TECHNICAL COLLEGE	\$11,750	7	\$1,679	3.02%
WESTERN WISCONSIN TECHNICAL COLLEGE	\$12,577	8	\$1,572	3.23%
TOTAL	\$389,479	234	\$1,664	100.00%

	DOLLARS	NUMBER	AVERAGE	PERCENTAGE
SECTOR	SPENT	OF AWARDS	AWARD	OF DOLLARS SPENT
INDEPENDENT COLLEGES/UNIVERSITIES	\$128,209	63	\$2,035	32.92%
UW SYSTEM	\$53,497	24	\$2,229	14.46%
WTC SYSTEM	\$207,773	147	\$1,413	53.35%
WISCONSIN TRIBAL COLLEGES	\$0	0	\$0	0.00%
TOTAL	\$389,479	234	\$1,664	100.00%

2004-
2005

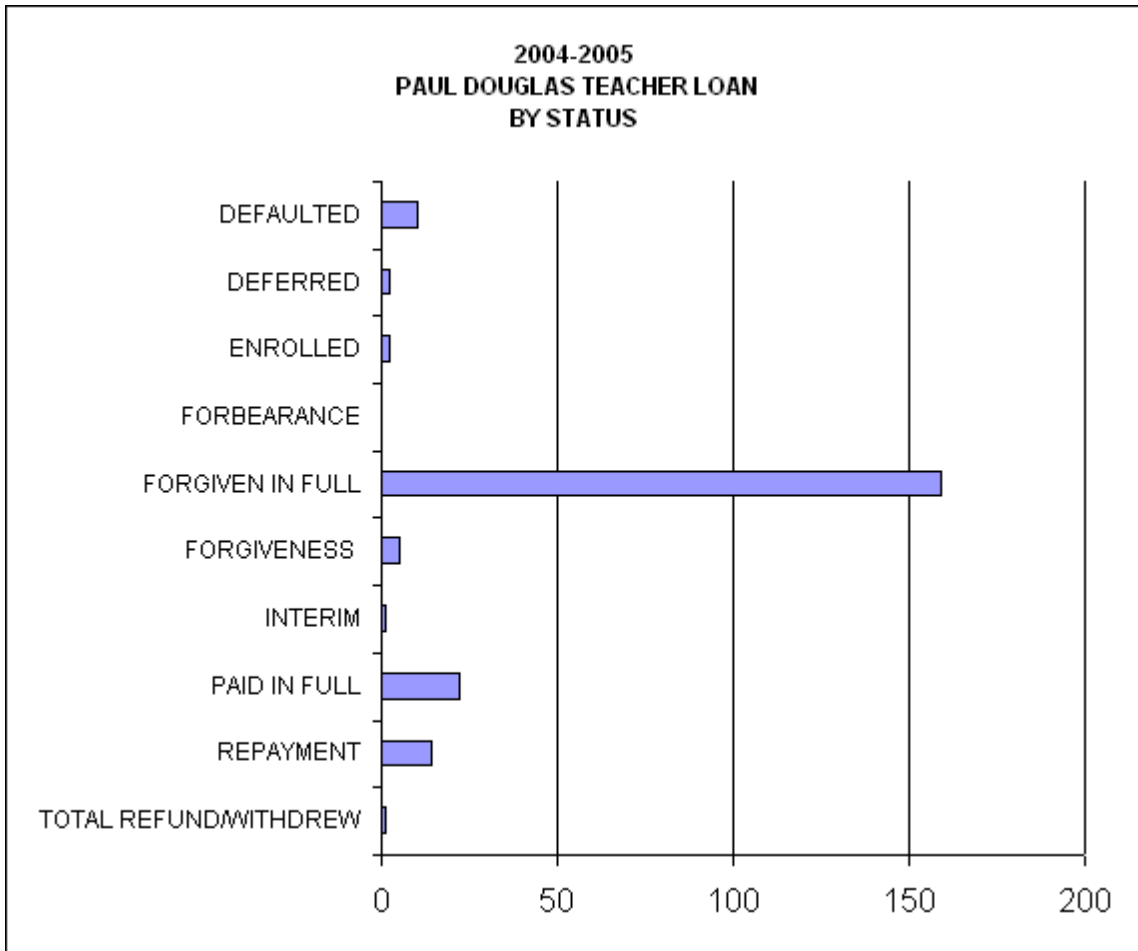
NURSING STUDENT STIPEND LOAN

STATUS OF RECIPIENTS	NUMBER OF RECIPIENTS	PERCENTAGE OF RECIPIENTS
DEFAULTED	95	7.90%
DEFERRED	5	0.42%
ENROLLED	12	1.00%
FORBEARANCE	2	0.17%
FORGIVENESS	9	0.75%
FORGIVEN IN FULL	938	78.04%
INTERIM	0	0.00%
PAID IN FULL	96	7.99%
REPAYMENT	26	2.16%
TOTAL REFUND/WITHDREW	19	1.58%
TOTAL	1202	100.00%



**2004-2005
PAUL DOUGLAS TEACHER LOAN**

STATUS OF RECIPIENTS	NUMBER OF RECIPIENTS	PERCENTAGE OF RECIPIENTS
DEFAULTED	9	4.23%
DEFERRED	2	0.94%
ENROLLED	0	0.00%
FORBEARANCE	0	0.00%
FORGIVENESS	5	2.35%
FORGIVEN IN FULL	159	74.65%
INTERIM	1	0.47%
PAID IN FULL	22	10.33%
REPAYMENT	14	6.57%
TOTAL REFUND/WITHDREW	1	0.47%
TOTAL	213	100.00%



2004-2005**TALENT INCENTIVE PROGRAM GRANT**

	DOLLARS	NUMBER	AVERAGE	PERCENTAGE
COLLEGE OR UNIVERSITY	SPENT	OF	AWARD	OF
		AWARDS		DOLLARS
				SPENT
ALVERNO COLLEGE	\$243,174	194	\$1,253	3.91%
BELLIN COLLEGE	\$5,600	4	\$1,400	0.09%
BELLIN/ GREEN BAY	\$1,800	1	\$1,800	0.03%
BELOIT COLLEGE	\$4,600	3	\$1,533	0.07%
BLACKHAWK TECHNICAL COLLEGE	\$21,105	14	\$1,508	0.34%
CARDINAL STRITCH UNIVERSITY	\$24,100	18	\$1,339	0.39%
CARROLL COLLEGE	\$64,300	48	\$1,340	1.03%
CARTHAGE COLLEGE	\$37,400	23	\$1,626	0.60%
CHIPPEWA VALLEY TECHNICAL COLLEGE	\$176,004	141	\$1,248	2.83%
COLLEGE OF MENOMINEE NATION	\$36,300	33	\$1,100	0.58%
CONCORDIA UNIVERSITY	\$25,044	20	\$1,252	0.40%
EDGEWOOD COLLEGE	\$36,100	28	\$1,289	0.58%
FOX VALLEY TECHNICAL COLLEGE	\$47,200	47	\$1,004	0.76%
GATEWAY TECHNICAL COLLEGE	\$63,932	56	\$1,142	1.03%
INDIANHEAD TECHNICAL COLLEGE	\$190,685	136	\$1,402	3.06%
LAKELAND COLLEGE	\$51,762	38	\$1,362	0.83%
LAKESHORE TECHNICAL COLLEGE	\$84,075	70	\$1,201	1.35%
LAWRENCE UNIVERSITY	\$32,934	21	\$1,568	0.53%
LAC COURTE OREILLES	\$95,587	77	\$1,241	1.54%
MADISON AREA TECHNICAL COLLEGE	\$64,310	48	\$1,340	1.03%
MARANATHA COLLEGE	\$9,200	6	\$1,533	0.15%
MARIAN COLLEGE	\$106,800	77	\$1,387	1.72%
MARQUETTE UNIVERSITY	\$297,410	211	\$1,410	4.78%
MIDSTATE TECHNICAL COLLEGE	\$61,200	58	\$1,055	0.98%
MILWAUKEE AREA TECHNICAL COLLEGE	\$665,867	524	\$1,271	10.70%
MILWAUKEE INSTITUTE OF ART AND DESIGN	\$38,172	30	\$1,272	0.61%
MILWAUKEE SCHOOL OF ENGINEERING	\$43,973	33	\$1,333	0.71%
MORAIN PARK TECHNICAL COLLEGE	\$51,726	79	\$655	0.83%
MT MARY COLLEGE	\$100,225	74	\$1,354	1.61%
NICOLET TECHNICAL COLLEGE	\$52,358	46	\$1,138	0.84%
NORTH CENTRAL TECHNICAL COLLEGE	\$42,600	35	\$1,217	0.68%
NORTHEAST TECHNICAL COLLEGE	\$59,101	56	\$1,055	0.95%
NORTHLAND COLLEGE	\$34,974	25	\$1,399	0.56%
RIPON COLLEGE	\$57,620	39	\$1,477	0.93%
ST NORBERT COLLEGE	\$81,603	59	\$1,383	1.31%
SILVER LAKE COLLEGE	\$35,050	27	\$1,298	0.56%
SOUTHWEST TECHNICAL COLLEGE	\$31,986	34	\$941	0.51%
UW COLLEGES	\$171,034	135	\$1,267	2.75%
UW EAU CLAIRE	\$228,644	172	\$1,329	3.67%
UW GREEN BAY	\$163,644	124	\$1,320	2.63%
UW LA CROSSE	\$167,668	145	\$1,156	2.69%
UW MADISON	\$352,795	268	\$1,316	5.67%
UW MILWAUKEE	\$511,214	398	\$1,284	8.21%
UW OSHKOSH	\$181,310	136	\$1,333	2.91%
UW PARKSIDE	\$247,276	186	\$1,329	3.97%
UW PLATTEVILLE	\$98,350	72	\$1,366	1.58%
UW RIVER FALLS	\$57,963	46	\$1,260	0.93%

UW STEVENS POINT	\$252,243	193	\$1,307	4.05%
UW STOUT	\$178,912	144	\$1,242	2.87%

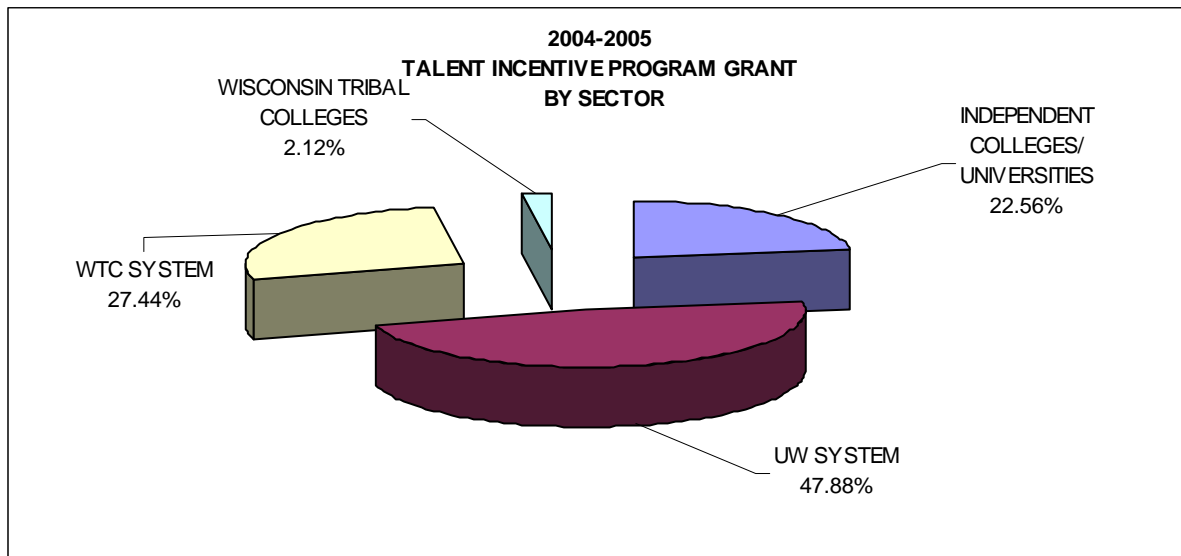
**2004-2005
TALENT INCENTIVE PROGRAM GRANT**

COLLEGE OR UNIVERSITY	DOLLARS SPENT	NUMBER OF AWARDS	AVERAGE AWARD	PERCENTAGE OF DOLLARS SPENT
UW SUPERIOR	\$70,598	53	\$1,332	1.13%
UW WHITEWATER	\$297,890	221	\$1,348	4.79%
VITERBO COLLEGE	\$61,255	42	\$1,458	0.98%
WAUKESHA COUNTY TECHNICAL COLLEGE	\$32,793	31	\$1,058	0.53%
WESTERN WISCONSIN TECHNICAL COLLEGE	\$62,537	60	\$1,042	1.00%
WISCONSIN LUTHERAN COLLEGE	\$11,026	9	\$1,225	0.18%
TOTAL	6,223,029	4,868	\$1,278	100.00%

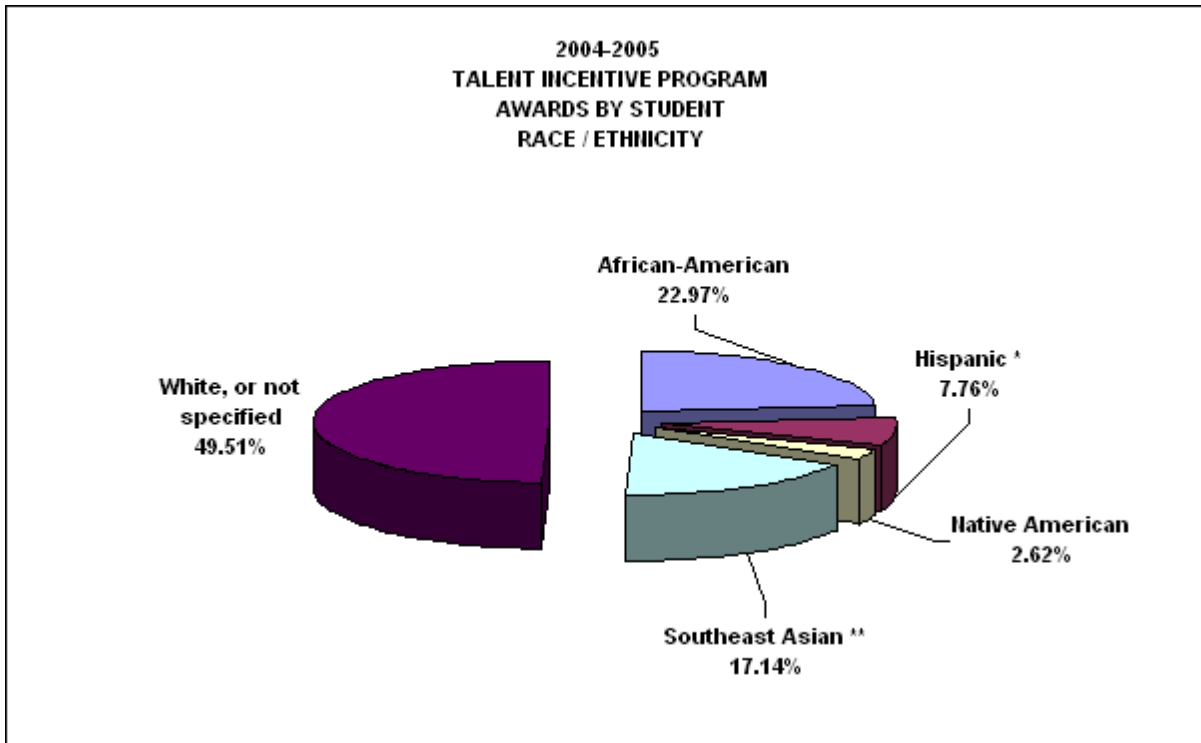
SECTOR	DOLLARS SPENT	NUMBER OF AWARDS	AVERAGE AWARD	PERCENTAGE OF DOLLARS SPENT
INDEPENDENT COLLEGES/UNIVERSITIES	\$1,404,122	1,030	\$1,363	22.56%
UW SYSTEM	\$2,979,541	2,293	\$1,299	47.88%
WTC SYSTEM	\$1,707,479	1,435	\$1,190	27.44%
WISCONSIN TRIBAL COLLEGES	\$131,887	110	\$1,199	2.12%
TOTAL	\$6,223,029	4,868	\$1,278	100.00%

YEAR IN SCHOOL	DOLLARS SPENT	NUMBER OF AWARDS	AVERAGE AWARD	PERCENTAGE OF DOLLARS SPENT
FRESHMEN	\$2,813,712	2,204	\$1,277	45.21%
SOPHOMORES	\$1,627,691	1,274	\$1,278	26.16%
JUNIORS	\$980,435	749	\$1,309	15.75%
SENIORS	\$585,880	454	\$1,290	9.33%
5th YEAR	\$215,311	187	\$1,151	3.46%
TOTAL	\$6,223,029	4,868	\$1,278	100.00%

STATUS OF RECIPIENTS	DOLLARS SPENT	NUMBER OF AWARDS	AVERAGE AWARD	PERCENTAGE OF DOLLARS SPENT
DEPENDENT	\$4,088,826	3,110	\$1,315	65.70%
INDEPENDENT, FAMILY	1,625,074	1,351	\$1,203	26.11%
SINGLE, INDEPENDENT	\$509,129	407	\$1,251	8.18%
TOTAL	\$6,223,029	4,868	\$1,278	100.00%



**2004-2005
TALENT INCENTIVE PROGRAM GRANT**



Student Race / Ethnicity	Amount Spent	Number of Recipients	Average Award	% of Total TIP Spent
African-American	\$1,429,682	1,124	\$1,272	22.97%
Hispanic *	\$482,756	369	\$1,308	7.76%
Native American	\$162,828	138	\$1,180	2.62%
Southeast Asian **	\$1,066,781	822	\$1,298	17.14%
White, or not specified	\$3,080,982	2,415	\$1,276	49.51%
Total	\$6,223,029	4,868	\$1,278	100.00%

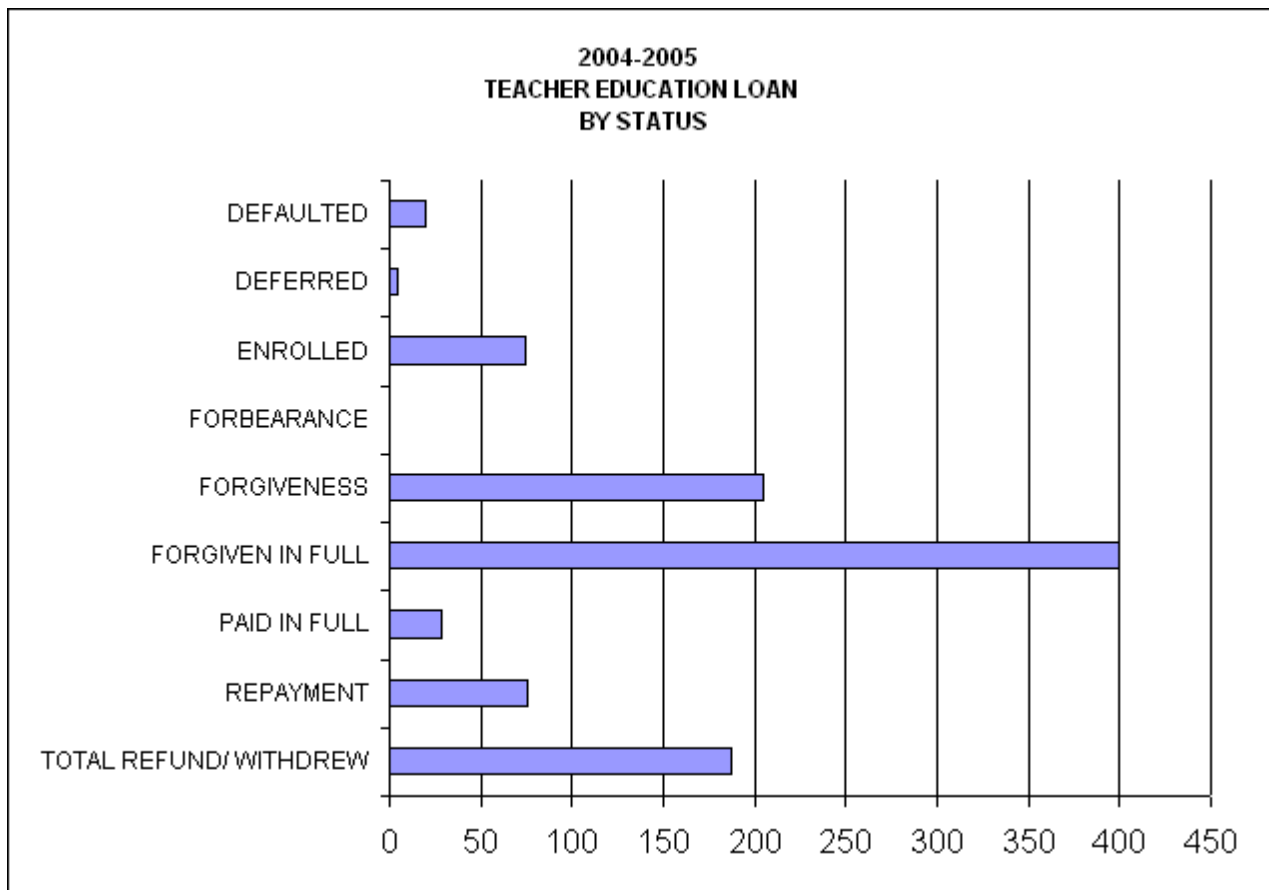
⇒ * A person of any race who ancestors originated in Mexico, Puerto Rico, Cuba, Central American or South America, or whose culture or origin is Spanish.

⇒ ** A person who is admitted to the United States after December 31, 1975, and who either is a former citizen of Laos, Vietnam, or Cambodia or whose ancestor was or is a citizen of Laos, Vietnam, or Cambodia.

**2004-2005
TEACHER EDUCATION LOAN**

COLLEGE OR UNIVERSITY	DOLLARS SPENT	NUMBER OF AWARDS	AVERAGE AWARD	PERCENTAGE OF DOLLARS SPENT
MILWAUKEE TEACHER EDUCATION CENTER	\$250,500	95	\$2,637	100%

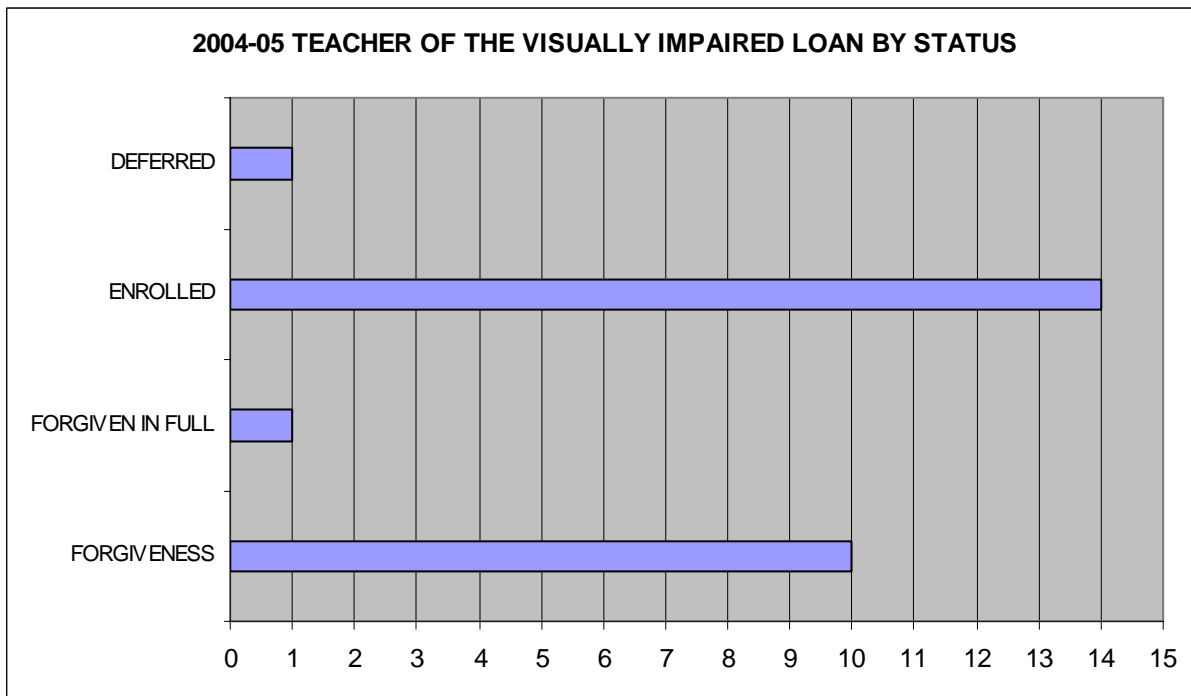
STATUS OF RECIPIENTS STATUS	NUMBER OF RECIPIENTS	PERCENTAGE OF OF RECIPIENTS
DEFAULTED	20	2.01%
DEFERRED	4	0.40%
ENROLLED	74	7.44%
FORBEARANCE	0	0.00%
FORGIVENESS	205	20.60%
FORGIVEN IN FULL	400	40.20%
PAID IN FULL	29	2.91%
REPAYMENT	76	7.64%
TOTAL REFUND/ WITHDREW	187	18.79%
TOTAL	995	100.00%



2004-2005

TEACHER OF THE VISUALLY IMPAIRED LOAN

	DOLLARS SPENT	NUMBER OF AWARDS	AVERAGE AWARD	PERCENTAGE OF DOLLARS SPENT
COLLEGE OR UNIVERSITY				
NORTHERN ILLINOIS UNIVERSITY	\$30,000.00	3	\$10,000	30.00%
SILVER LAKE COLLEGE	\$70,000.00	11	\$6,364	70.00%
TOTAL	\$100,000.00	14	\$7,143	100.00%
	DOLLARS SPENT	NUMBER OF AWARDS	AVERAGE AWARD	PERCENTAGE OF DOLLARS SPENT
DEPENDENCY STATUS				
DEPENDENT	\$10,000.00	1	\$10,000	10.00%
INDEPENDENT	\$90,000.00	13	\$6,923	90.00%
TOTALS	\$100,000.00	14	\$7,143	100.00%
	DOLLARS SPENT	NUMBER OF AWARDS	AVERAGE AWARD	PERCENTAGE OF DOLLARS SPENT
GRADUATE/UNDERGRADUATE STUDENT				
GRADUATE STUDENT	\$80,000.00	12	\$6,667	80.00%
UNDERGRADUATE	\$20,000.00	2	\$10,000	20.00%
TOTALS	\$100,000.00	14	\$7,143	100.00%
	NUMBER OF RECIPIENTS	PERCENTAGE OF OF RECIPIENTS		
STATUS OF RECIPIENTS STATUS				
DEFERRED	1	3.85%		
ENROLLED	14	53.85%		
FORGIVEN IN FULL	1	3.85%		
FORGIVENESS	10	38.46%		
TOTAL	26	100.00%		

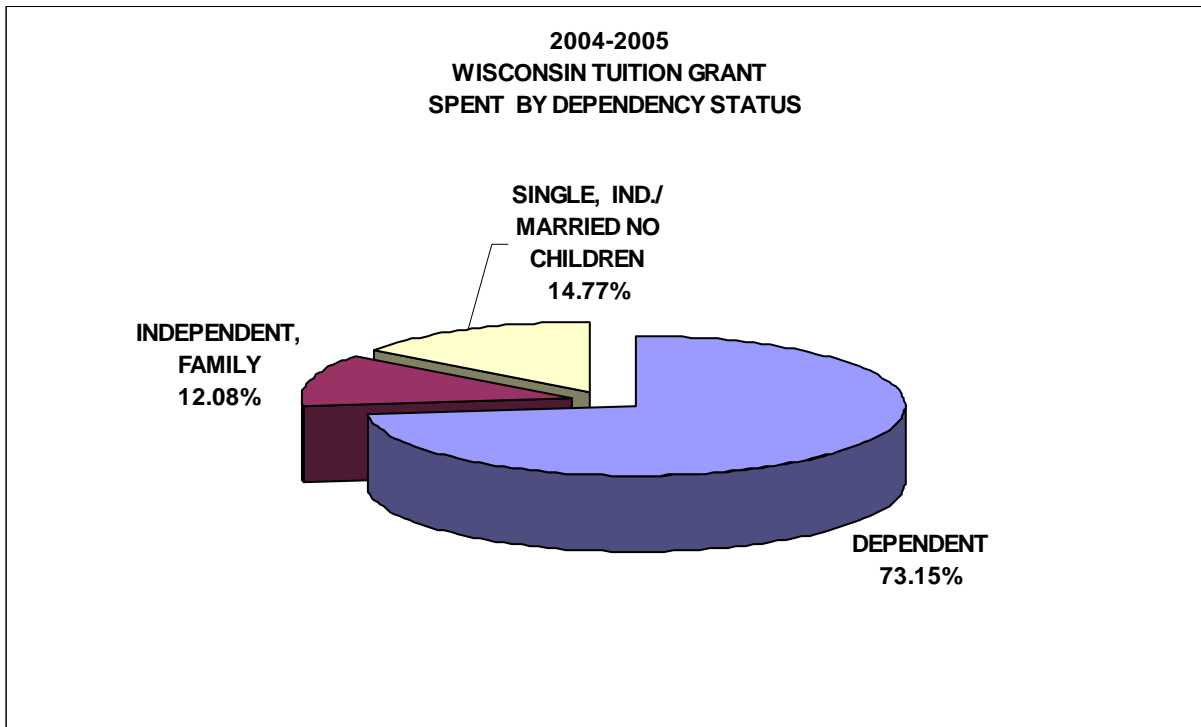


**2004-2005
WISCONSIN TUITION GRANT**

COLLEGE OR UNIVERSITY	DOLLARS SPENT	NUMBER OF AWARDS	AVERAGE AWARD	PERCENTAGE OF DOLLARS SPENT
ALVERNO COLLEGE	\$2,079,363.00	1,111	\$1,872	9.25%
BELLIN COLLEGE	\$77,700.00	35	\$2,220	0.35%
BELLIN GREEN BAY	\$69,176.00	36	\$1,922	0.31%
BELOIT COLLEGE	\$301,986.00	133	\$2,271	1.34%
CARDINAL STRITCH UNIVERSITY	\$1,002,183.00	572	\$1,752	4.46%
CARROLL COLLEGE	\$1,642,378.00	806	\$2,038	7.30%
CARTHAGE COLLEGE	\$825,340.00	395	\$2,089	3.67%
CONCORDIA UNIVERSITY	\$1,398,105.00	712	\$1,964	6.22%
EDGEWOOD COLLEGE	\$1,231,196.00	598	\$2,059	5.48%
FOX VALLEY AVIATION	\$19,838.00	11	\$1,803	0.09%
LAKELAND COLLEGE	\$719,505.00	349	\$2,062	3.20%
LAWRENCE UNIVERSITY	\$643,199.00	277	\$2,322	2.86%
MARANATHA COLLEGE	\$189,193.00	135	\$1,401	0.84%
MARIAN COLLEGE	\$1,581,126.00	748	\$2,114	7.03%
MARQUETTE UNIVERSITY	\$2,874,624.00	1,291	\$2,227	12.79%
MILWAUKEE INSTITUTE OF ART & DESIGN	\$524,599.00	240	\$2,186	2.33%
MILWAUKEE SCHOOL OF ENGINEERING	\$1,515,661.00	696	\$2,178	6.74%
MT MARY COLLEGE	\$904,246.00	458	\$1,974	4.02%
NORTHLAND COLLEGE	\$373,873.00	171	\$2,186	1.66%
RIPON COLLEGE	\$780,736.00	339	\$2,303	3.47%
ST NORBERT COLLEGE	\$1,378,675.00	602	\$2,290	6.13%
SILVER LAKE COLLEGE	\$324,743.00	175	\$1,856	1.44%
VITERBO COLLEGE	\$1,449,330.00	728	\$1,991	6.45%
WISCONSIN LUTHERAN COLLEGE	\$576,924	262	\$2,202	2.57%
TOTAL	\$22,483,699	10,880	\$2,067	100.00%
official				

YEAR IN SCHOOL	DOLLARS SPENT	NUMBER OF AWARDS	AVERAGE AWARD	PERCENTAGE OF DOLLARS SPENT
FRESHMEN	\$6,495,926	3,148	\$2,064	28.89%
SOPHOMORES	\$5,393,594	2,551	\$2,114	23.99%
JUNIORS	\$5,536,050	2,641	\$2,096	24.62%
SENIORS	\$3,962,759	1,906	\$2,079	18.30%
5TH YEAR STUDENTS	\$1,095,370	634	\$1,728	4.87%
TOTAL	\$22,483,699	10,880	\$2,067	100.00%

**2004-2005
WISCONSIN TUITION GRANT**



STATUS OF RECIPIENTS	DOLLARS SPENT	NUMBER OF AWARDS	AVERAGE AWARD	PERCENTAGE OF DOLLARS SPENT
DEPENDENT	\$16,446,332	7,470	\$2,202	73.15%
INDEPENDENT, FAMILY	\$2,715,501	1,617	\$1,679	12.08%
SINGLE, IND./ MARRIED NO CHILDREN	\$3,321,866	1,793	\$1,853	14.77%
TOTAL	\$22,483,699	10,880	\$2,067	100.00%

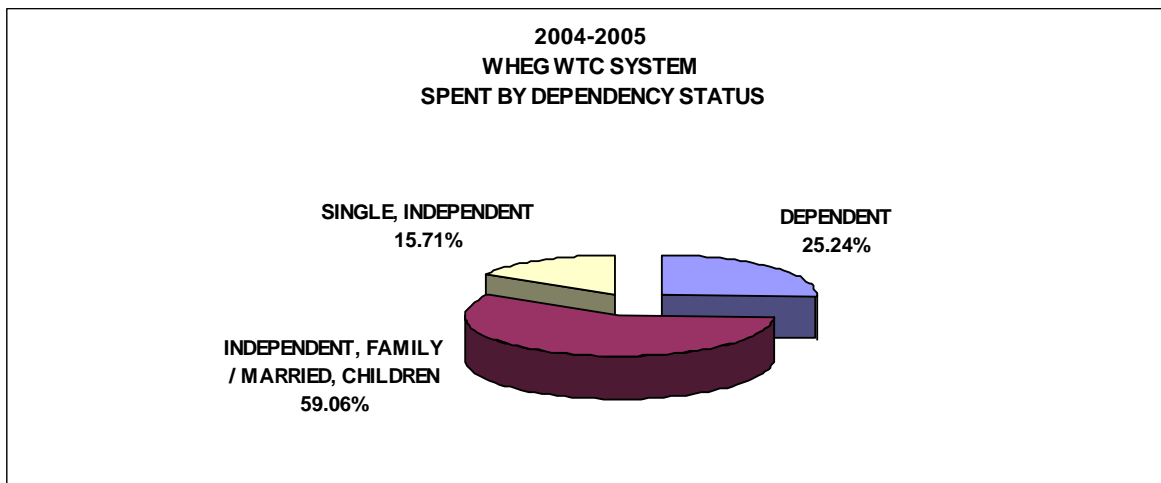
2004-2005

WHEG

WISCONSIN TECHNICAL COLLEGE SYSTEM

COLLEGE	DOLLARS SPENT	NUMBER OF AWARDS	AVERAGE AWARD	PERCENTAGE OF DOLLARS SPENT
BLACKHAWK TECHNICAL COLLEGE	\$554,515	877	\$632	3.79%
CHIPPEWA VALLEY TECHNICAL COLLEGE	\$1,127,528	1,828	\$617	7.71%
FOX VALLEY TECHNICAL COLLEGE	\$897,292	1,518	\$591	6.13%
GATEWAY TECHNICAL COLLEGE	\$964,671	1,573	\$613	6.59%
INDIANHEAD TECHNICAL COLLEGE	\$736,389	1,138	\$647	5.03%
LAKESHORE TECHNICAL COLLEGE	\$397,775	656	\$606	2.72%
MADISON AREA TECHNICAL COLLEGE	\$1,399,033	2,322	\$603	9.56%
MIDSTATE TECHNICAL COLLEGE	\$569,694	928	\$614	3.89%
MILWAUKEE AREA TECHNICAL COLLEGE	\$3,752,323	5,962	\$629	25.65%
MORAINES PARK TECHNICAL COLLEGE	\$512,137	860	\$596	3.50%
NICOLET TECHNICAL COLLEGE	\$317,555	492	\$645	2.17%
NORTHCENTRAL TECHNICAL COLLEGE	\$619,722	970	\$639	4.24%
NORTHEAST WISCONSIN TECHNICAL	\$1,035,297	1,617	\$640	7.08%
SOUTHWEST TECHNICAL COLLEGE	\$356,965	565	\$632	2.44%
WAUKESHA COUNTY TECHNICAL COLLEGE	\$418,632	684	\$612	2.86%
WESTERN WISCONSIN TECHNICAL COLLEGE	\$969,175	1,507	\$643	6.63%
TOTAL	\$14,628,703	23,497	\$623	100.00%

YEAR IN SCHOOL	DOLLARS SPENT	NUMBER OF AWARDS	AVERAGE AWARD	PERCENTAGE OF DOLLARS SPENT
FRESHMEN	\$8,836,140	14,247	\$620	60.40%
SOPHOMORES	\$4,491,828	7,054	\$637	30.71%
JUNIORS	\$931,951	1,527	\$610	6.37%
SENIORS	\$288,098	531	\$543	1.97%
5TH YEAR STUDENTS	\$80,685	138	\$585	0.55%
TOTAL	\$14,628,702	23,497	\$623	100.00%



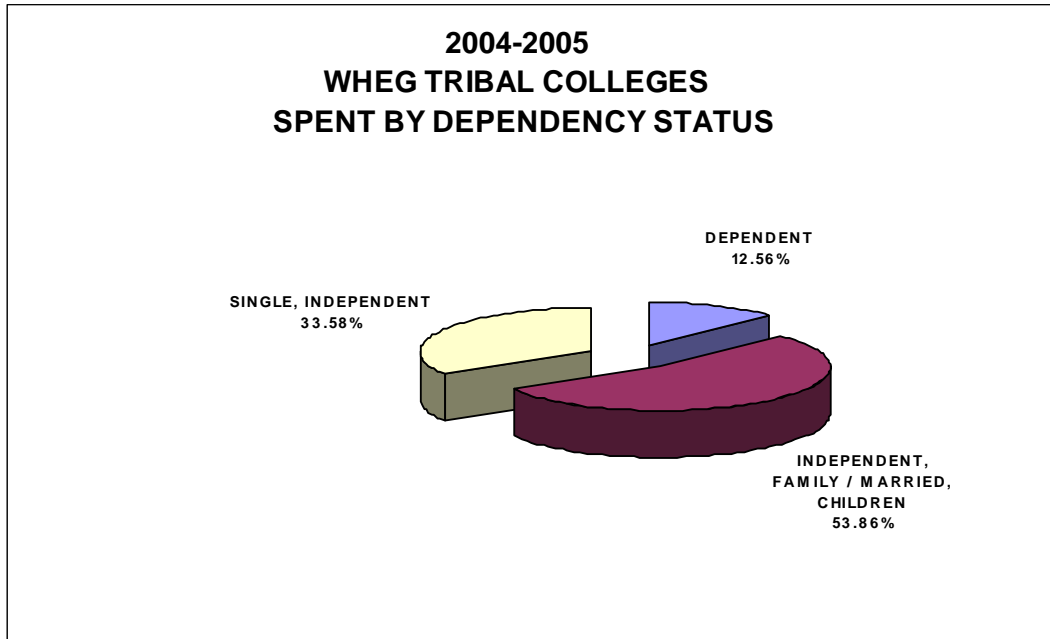
STATUS OF RECIPIENTS	DOLLARS SPENT	NUMBER OF AWARDS	AVERAGE AWARD	PERCENTAGE OF DOLLARS SPENT
DEPENDENT	\$3,691,849	6,520	\$566	25.24%
INDEPENDENT, FAMILY / MARRIED, CHILDREN	\$8,639,355	12,956	\$667	59.06%
SINGLE, INDEPENDENT	\$2,297,500	4,021	\$571	15.71%
TOTAL	\$14,628,704	23,497	\$623	100.00%

2004-2005

WHEG TRIBAL COLLEGES*

	DOLLARS SPENT	NUMBER OF AWARDS	AVERAGE AWARD	PERCENTAGE OF DOLLARS SPENT
WISCONSIN TRIBAL COLLEGES				
COLLEGE OF THE MENOMINEE NATION	\$251,367	182	\$1,381	61.94%
LAC COURTE OREILLES OJIBWA	\$154,433	108	\$1,430	38.06%
TOTAL	\$405,800	290	\$1,399	100.00%
official	405800			

YEAR IN SCHOOL	DOLLARS SPENT	NUMBER OF AWARDS	AVERAGE AWARD	PERCENTAGE OF DOLLARS SPENT
FRESHMEN	\$214,979	156	\$1,378	52.98%
SOPHOMORES	\$154,892	108	\$1,434	38.55%
JUNIORS	\$32,989	23	\$1,434	8.13%
SENIORS	\$2,940	3	\$980	0.72%
TOTAL	\$405,800	290	\$1,399	100.00%



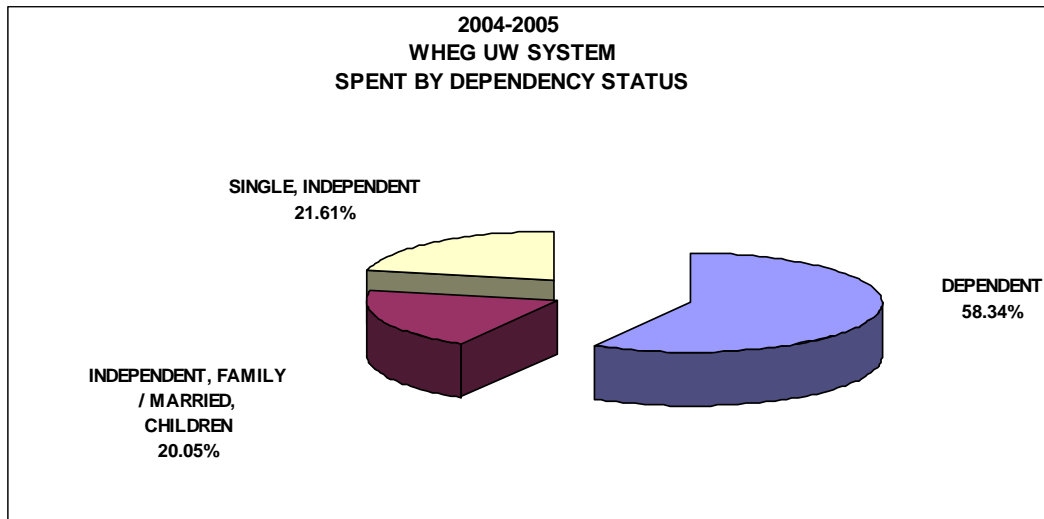
STATUS OF RECIPIENTS	DOLLARS SPENT	NUMBER OF AWARDS	AVERAGE AWARD	PERCENTAGE OF DOLLARS SPENT
DEPENDENT	\$50,967	42	\$1,214	12.56%
INDEPENDENT, FAMILY / MARRIED, CHILDREN	\$218,552	211	\$1,036	53.86%
SINGLE, INDEPENDENT	\$136,281	37	\$3,683	33.58%
TOTAL	\$405,800	290	\$1,399	100.00%

2004-2005

WHEG UNIVERSITY OF WISCONSIN SYSTEM

UNIVERSITY	DOLLARS SPENT	NUMBER OF AWARDS	AVERAGE AWARD	PERCENTAGE OF DOLLARS SPENT
UW COLLEGES	\$3,453,457	2,770	\$1,247	10.24%
UW EAU CLAIRE	\$2,118,431	1,684	\$1,258	6.28%
UW GREEN BAY	\$1,415,888	1,121	\$1,263	4.20%
UW LA CROSSE	\$1,572,220	1,267	\$1,241	4.66%
UW MADISON	\$3,819,235	2,974	\$1,284	11.33%
UW MILWAUKEE	\$6,337,764	4,789	\$1,323	18.80%
UW OSHKOSH	\$2,815,450	2,241	\$1,256	8.35%
UW PARKSIDE	\$1,705,880	1,210	\$1,410	5.06%
UW PLATTEVILLE	\$1,729,654	1,337	\$1,294	5.13%
UW RIVER FALLS	\$1,057,718	801	\$1,320	3.14%
UW STEVENS POINT	\$2,719,518	2,063	\$1,318	8.07%
UW STOUT	\$1,761,686	1,387	\$1,270	5.23%
UW SUPERIOR	\$738,187	567	\$1,302	2.20%
UW WHITEWATER	\$2,468,622	1,897	\$1,301	7.32%
TOTAL	\$33,713,710	26,108	\$1,291	100%

YEAR IN SCHOOL	DOLLARS SPENT	NUMBER OF AWARDS	AVERAGE AWARD	PERCENTAGE OF DOLLARS SPENT
FRESHMEN	\$9,177,912	7,265	\$1,263	27.22%
SOPHOMORES	\$7,609,144	5,835	\$1,304	23.08%
JUNIORS	\$7,381,550	5,469	\$1,350	21.89%
SENIORS	\$5,814,172	4,425	\$1,314	17.25%
5TH YEAR STUDENTS	\$3,730,932	3,114	\$1,198	11.07%
TOTAL	\$33,713,710	26,108	\$1,291	100.00%



STATUS OF RECIPIENTS	DOLLARS SPENT	NUMBER OF AWARDS	AVERAGE AWARD	PERCENTAGE OF DOLLARS SPENT
DEPENDENT	\$19,667,282	15,998	\$1,229	58.34%
INDEPENDENT, FAMILY / MARRIED, CHILDREN	\$6,759,594	4,664	\$1,449	20.05%
SINGLE, INDEPENDENT	\$7,286,834	5,446	\$1,338	21.61%
TOTAL	\$33,713,710	26,108	\$1,291	100.00%