

**2018-19**  
**WISCONSIN STUDENT SUPPORT INFORMATION SYSTEM**

	EXHIBIT
<b>ALL SECTORS NEED-BASED FINANCIAL ASSISTANCE</b>	<b>A</b>
Breakdown for All Sectors	B
Average Cost of Education	C
EFC for 2017-18 Applicants	D
Percentage of Cost Not Covered by EFC	E
Dependency Status of Need-Based Aid Recipients	F
Number of WI Residents Who Applied and Received Need-Based Aid	G
Type of Need-Based Aid	H
10 Year History of Need-Based Aid	I
10 Year Average Cost of Education and Unmet Need	J
10 Year Percentage of State Aid Compared to Other Aid Sources	K
<b>INDEPENDENT COLLEGES &amp; UNIVERSITIES NEED-BASED AID</b>	<b>L-P</b>
<b>TRIBAL COLLEGES NEED-BASED AID</b>	<b>Q-U</b>
<b>UNIVERSITY OF WISCONSIN SYSTEM NEED-BASED AID</b>	<b>V-Z</b>
<b>WISCONSIN TECHNICAL COLLEGES NEED-BASED AID</b>	<b>AA-EE</b>
<b>ALL SECTORS- NON-NEED-BASED FINANCIAL AID SPENT</b>	<b>FF-JJ</b>
Breakdown by Aid Source for All Sectors	
Independent Colleges & Universities	
Tribal Colleges	
University of Wisconsin System	
Wisconsin Technical Colleges	
<b>10-YEAR COMPARISON OF ALTERNATIVE LOAN USE IN WISCONSIN</b>	<b>KK</b>
<b>ALL SECTORS - NEED-BASED AND NON-NEED-BASED FINANCIAL ASSISTANCE</b>	<b>LL</b>
Number of Students and Percentage of Aid Sources and Types	
How the Total Cost of Education is Financed Chart	
Source of Financial Assistance Chart	
Type of Financial Assistance Chart	
<b>AVERAGE COST OF EDUCATION / ALL FINANCIAL ASSISTANCE</b>	<b>MM</b>

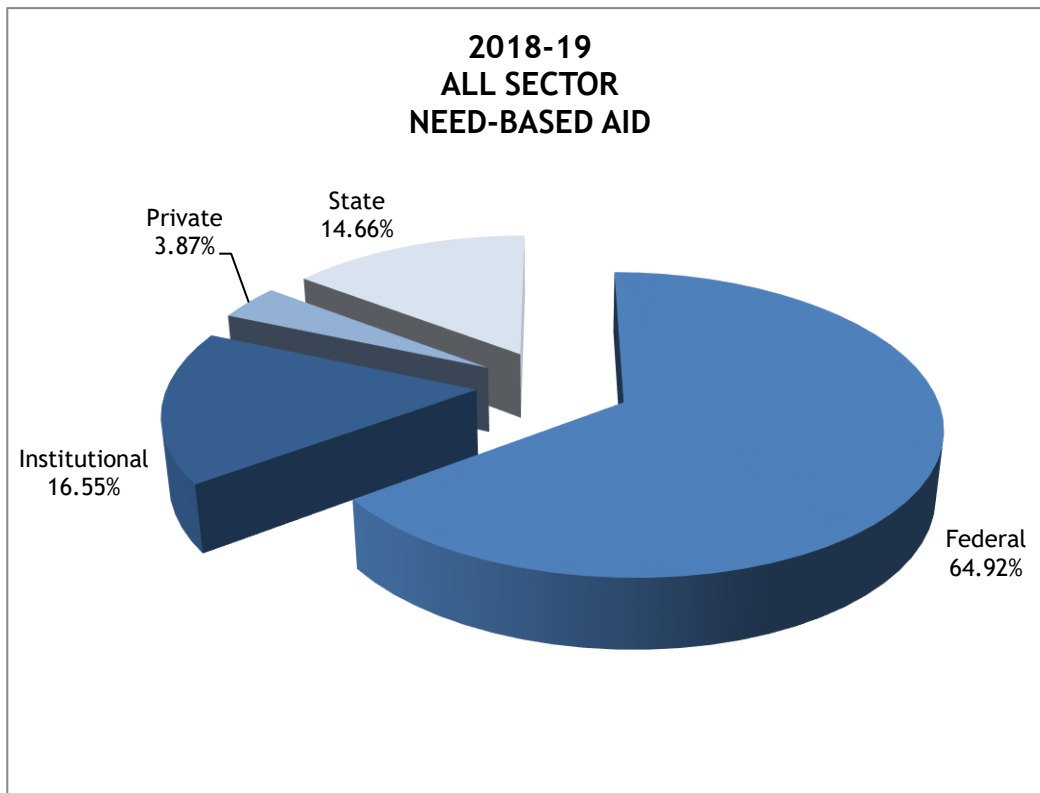
**2018-19**  
**ALL SECTORS**  
 Independent Colleges & Universities, Tribal Colleges, UW System, WTC System  
**Need-Based Financial Assistance**

Number of Students Receiving Need-Based Financial Assistance 113,497

Total Cost of Education	\$2,426,071,251
- Expected Family Contribution (EFC)	- \$604,411,399
<b>= Total Need</b>	<b>\$1,821,659,852</b>

Total Need	\$1,821,659,852
- Total Need-Based Assistance	- \$931,895,529
<b>= Total Unmet Need</b>	<b>\$889,764,323</b>

	Number * of Awards	Total Dollars	Average Award	% of Total Aid Spent
Total Federal Assistance	198,962	\$604,956,338	\$3,041	64.92%
Total Institutional Assistance	26,003	\$154,273,894	\$5,933	16.55%
Total Private Assistance	7,254	\$36,079,750	\$4,974	3.87%
Total State Assistance	86,650	\$136,585,547	\$1,576	14.66%
<b>Total Need-Based Assistance</b>	<b>318,869</b>	<b>\$931,895,529</b>	<b>\$2,923</b>	<b>100.00%</b>



\* Students may receive multiple awards per source

Data provided by the UW System Administration, each Independent College or University, each Tribal College, and the WTC System Office.

Prepared by the State of Wisconsin Higher Educational Aids Board - 2/5/2020

**2018-19**  
**ALL SECTORS**  
**Independent Colleges & Universities, Tribal Colleges, UW System, WTC System**  
**Breakdown of Need-Based Financial Assistance Spent**

Federal Assistance	Number of Awards	Total Dollars	Average Award	% of Total Aid Spent
<b>Employment</b>	<b>11,272</b>	<b>\$20,193,142</b>	<b>\$1,791</b>	<b>2.17%</b>
Federal Work-Study	11,272	\$20,193,142	\$1,791	2.17%
<b>Grants</b>	<b>100,654</b>	<b>\$303,846,669</b>	<b>\$3,019</b>	<b>32.61%</b>
Bureau of Indian Affairs Grants	894	\$4,742,731	\$5,305	0.51%
Other Federal Grants	841	\$1,762,601	\$2,096	0.19%
Pell Grant	74,585	\$282,036,699	\$3,781	30.26%
Supplemental Educational Opportunity Grant	24,334	\$15,304,638	\$629	1.64%
<b>Loans</b>	<b>87,036</b>	<b>\$280,916,527</b>	<b>\$3,228</b>	<b>30.14%</b>
Other Federal Loans	540	\$1,858,910	\$3,442	0.20%
Perkins Loan	120	\$242,328	\$2,019	0.03%
Stafford Loan	86,376	\$278,815,289	\$3,228	29.92%
<b>Total Federal Assistance</b>	<b>198,962</b>	<b>\$604,956,338</b>	<b>\$3,041</b>	<b>64.92%</b>

Institutional Assistance	Number of Awards	Total Dollars	Average Award	% of Total Aid Spent
Employment	197	\$468,491	\$2,378	0.05%
Grants	25,699	\$153,444,562	\$5,971	16.47%
Loans	107	\$360,841	\$3,372	0.04%
<b>Total Institutional Assistance</b>	<b>26,003</b>	<b>\$154,273,894</b>	<b>\$5,933</b>	<b>16.55%</b>

Private Assistance	Number of Awards	Total Dollars	Average Award	% of Total Aid Spent
Fund for Wisconsin Scholars	3,221	\$9,693,989	\$3,010	1.04%
Privately Funded Grants or Scholarships	4,033	\$26,385,761	\$6,542	2.83%
<b>Total Private Assistance</b>	<b>7,254</b>	<b>\$36,079,750</b>	<b>\$4,974</b>	<b>3.87%</b>

Data provided by the UW System Administration, each Independent College or University, each Tribal College, and the WTC System Office.

Prepared by the State of Wisconsin Higher Educational Aids Board - 2/5/2020

**2018-19**  
**ALL SECTORS**  
**Independent Colleges & Universities, Tribal Colleges, UW System, WTC System**  
**Breakdown of Need-Based Financial Assistance Spent**

<b>State Assistance Administered by Other Agencies</b>	<b>Number of Awards</b>	<b>Total Dollars</b>	<b>Average Award</b>	<b>% of Total Aid Spent</b>
Unspecified State Grants / Scholarships	1,815	\$3,246,265	\$1,789	0.35%
UW - Lawton Grant	2,788	\$6,810,480	\$2,443	0.73%
UW - Tuition Increase Grant	6,876	\$6,491,273	\$944	0.70%
<b>Total State Assistance from Other Agencies</b>	<b>11,479</b>	<b>\$16,548,018</b>	<b>\$1,442</b>	<b>1.78%</b>

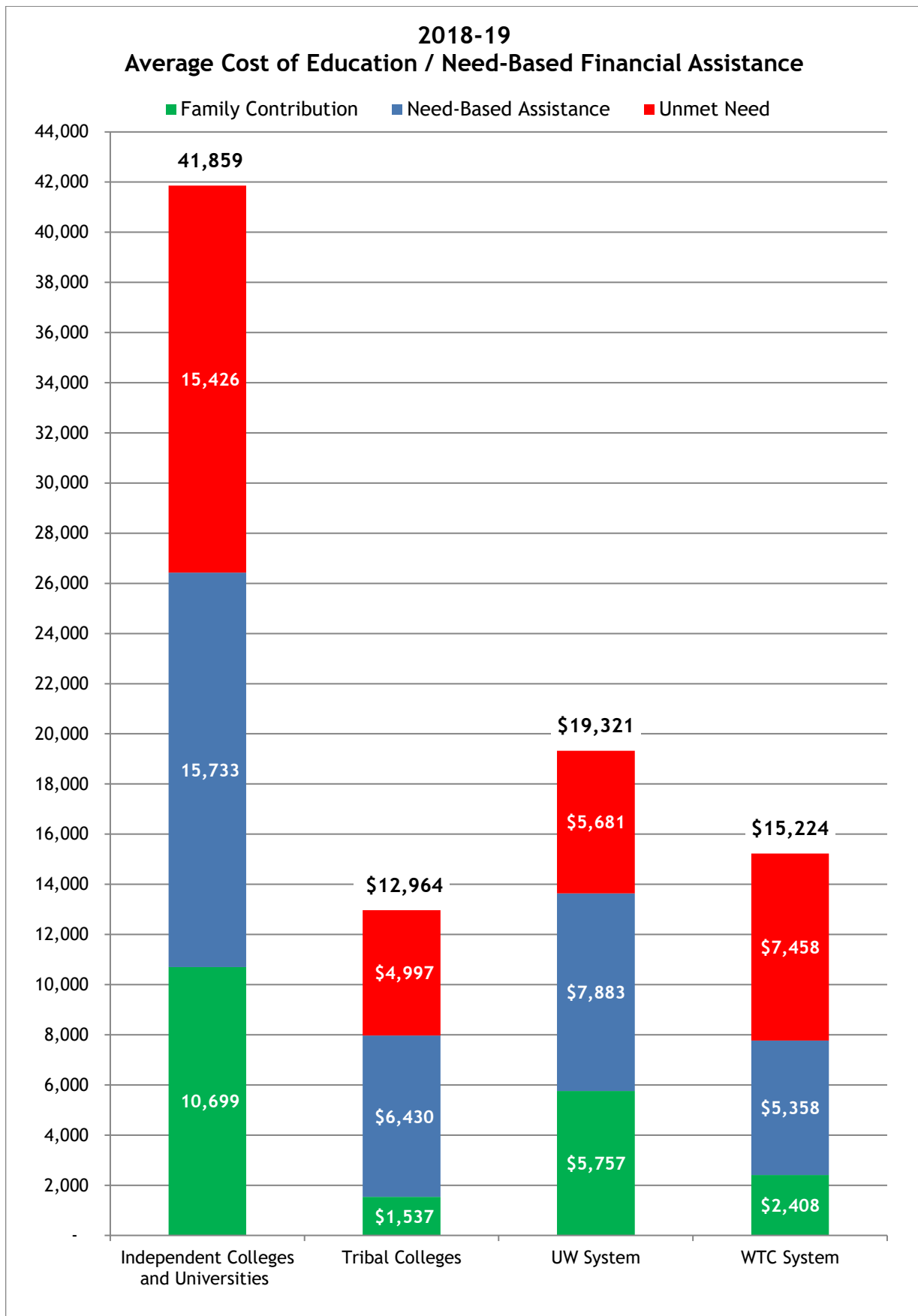
<b>State Assistance Administered by HEAB</b>	<b>Number of Awards</b>	<b>Total Dollars</b>	<b>Average Award</b>	<b>% of Total Aid Spent</b>
<b>Grants</b>	<b>75,012</b>	<b>\$119,634,329</b>	<b>\$1,595</b>	<b>12.84%</b>
Hearing & Visually Handicapped Student Grant	45	\$72,600	\$1,613	0.01%
Indian Student Assistance Grant	740	\$664,839	\$898	0.07%
Minority Undergraduate Retention Grant	781	\$866,307	\$1,109	0.09%
Talent Incentive Program Grant	2,946	\$4,504,337	\$1,529	0.48%
Wisconsin Covenant - Foundation Grant	973	\$1,070,135	\$1,100	0.11%
Wisconsin Grant	69,527	\$112,456,111	\$1,617	12.07%
<b>Loans</b>	<b>159</b>	<b>\$403,200</b>	<b>\$2,536</b>	<b>0.04%</b>
Nursing Student Loan	159	\$403,200	\$2,536	0.04%
<b>Total HEAB State Assistance</b>	<b>75,171</b>	<b>\$120,037,529</b>	<b>\$1,597</b>	<b>12.88%</b>

<b>Total State Assistance (HEAB and Other)</b>	<b>86,650</b>	<b>\$136,585,547</b>	<b>\$1,576</b>	<b>14.66%</b>
--	---------------	----------------------	----------------	---------------

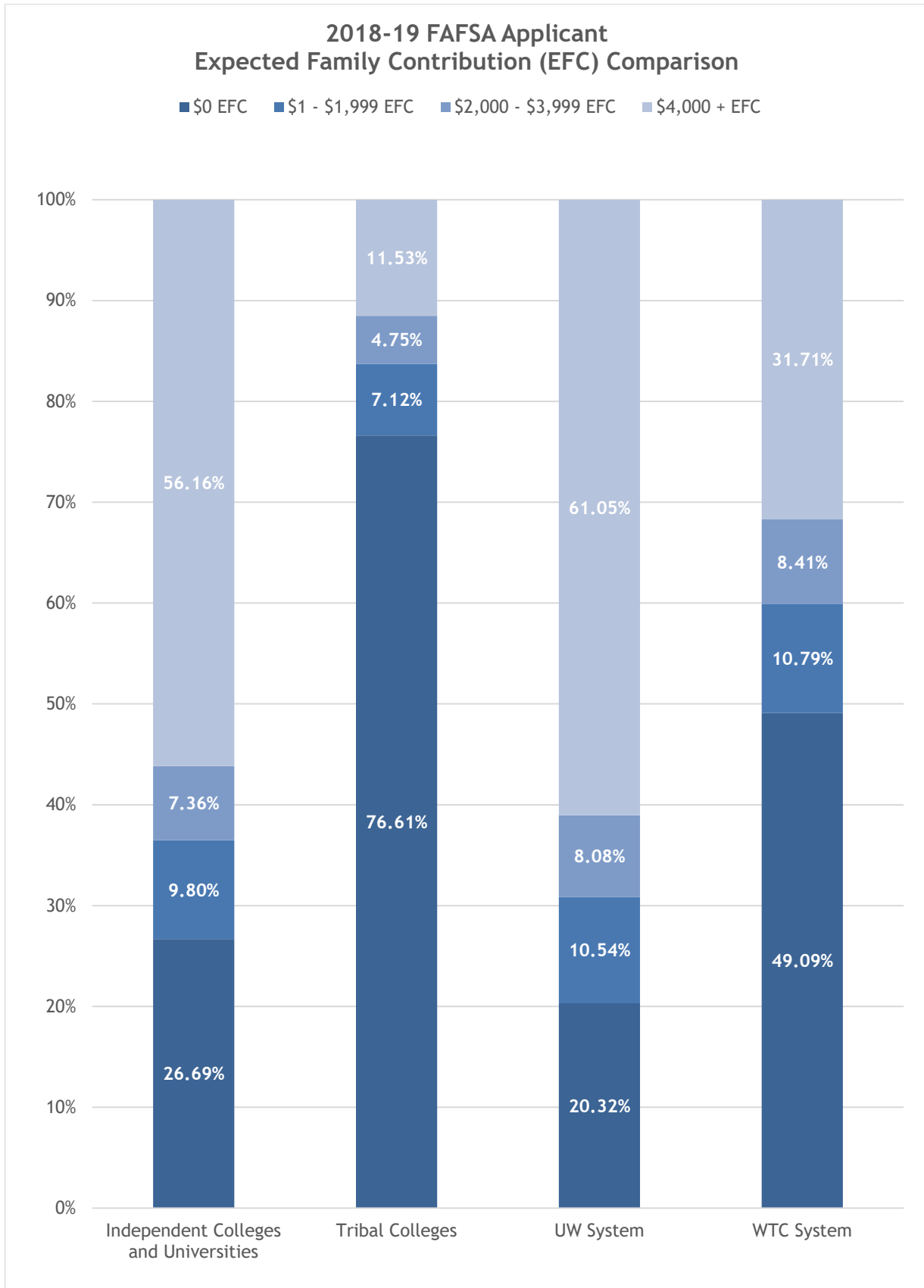
<b>TOTAL NEED-BASED ASSISTANCE</b>	<b>318,869</b>	<b>\$931,895,529</b>	<b>\$2,923</b>	<b>100.00%</b>
------------------------------------	----------------	----------------------	----------------	----------------

Data provided by the UW System Administration, each Independent College or University, each Tribal College, and the WTC System Office.

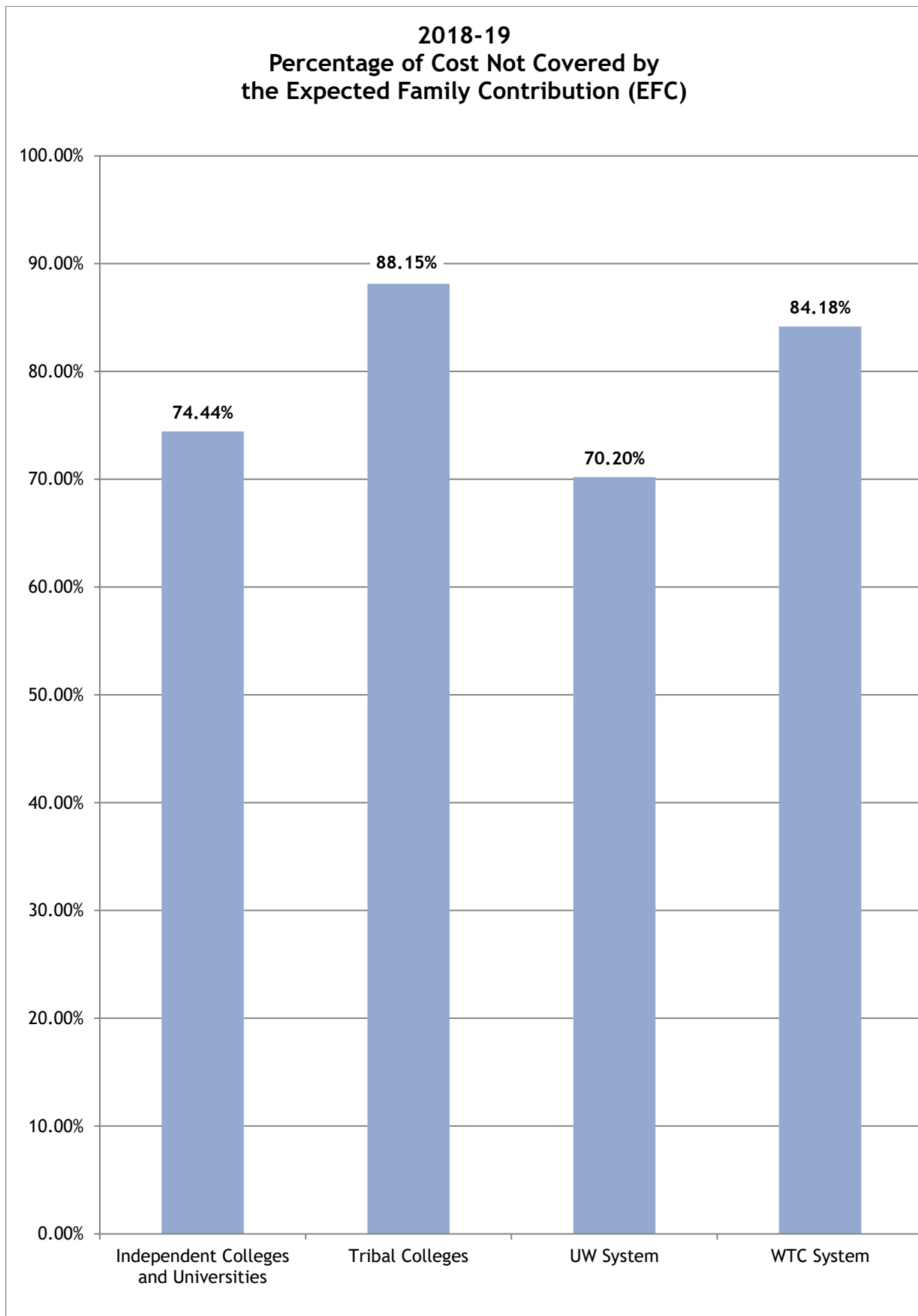
Prepared by the State of Wisconsin Higher Educational Aids Board - 2/5/2020



Data provided by the UW System Administration, each Independent College or University, each Tribal College, and the WTC System Office.

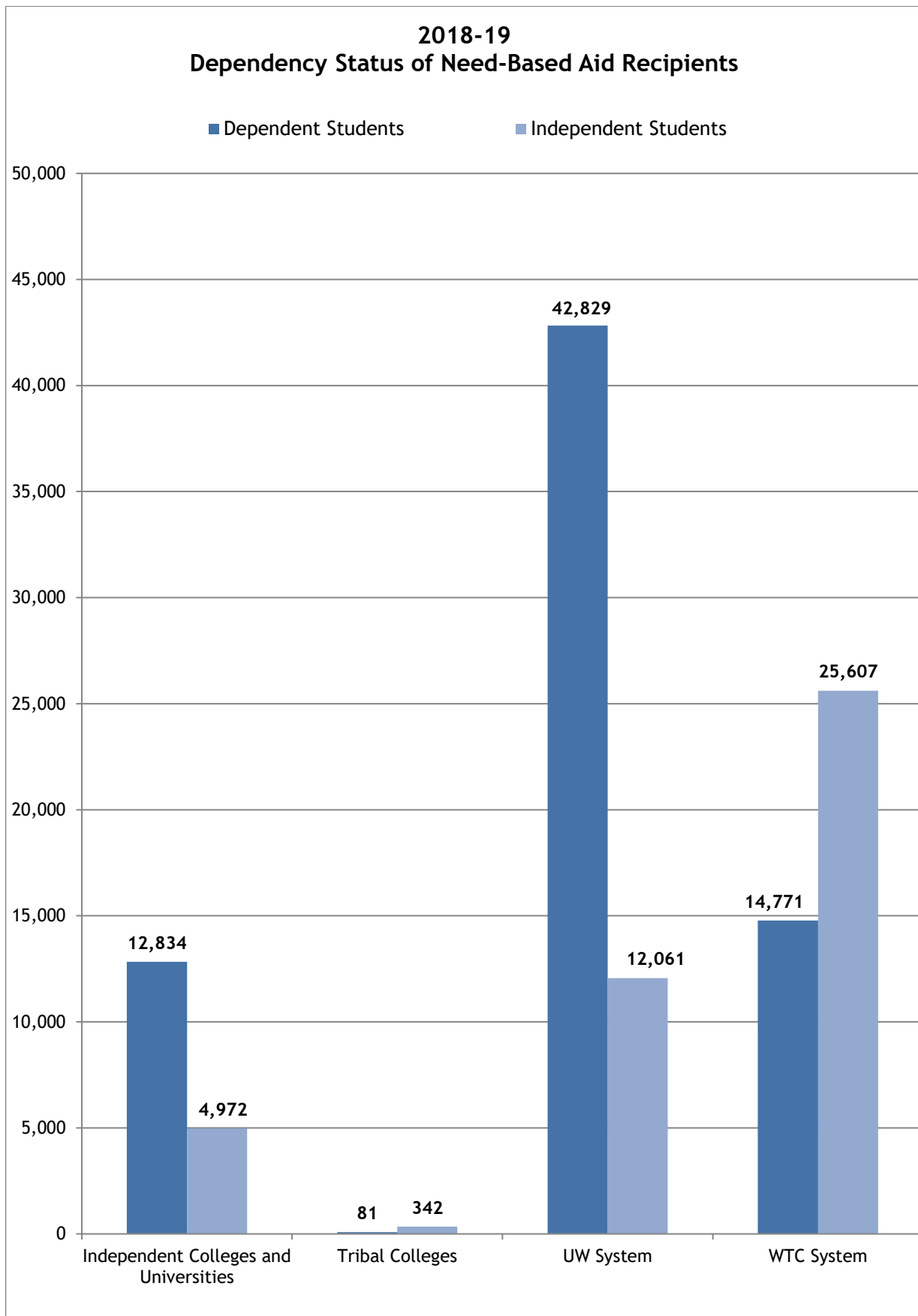


Year-end data above includes Wisconsin resident undergraduates, awarded and unawarded, for the FAFSA filer's first school only.



Data Provided by the UW System Administration, each Independent College or University, each Tribal College, and the WTC System Office.

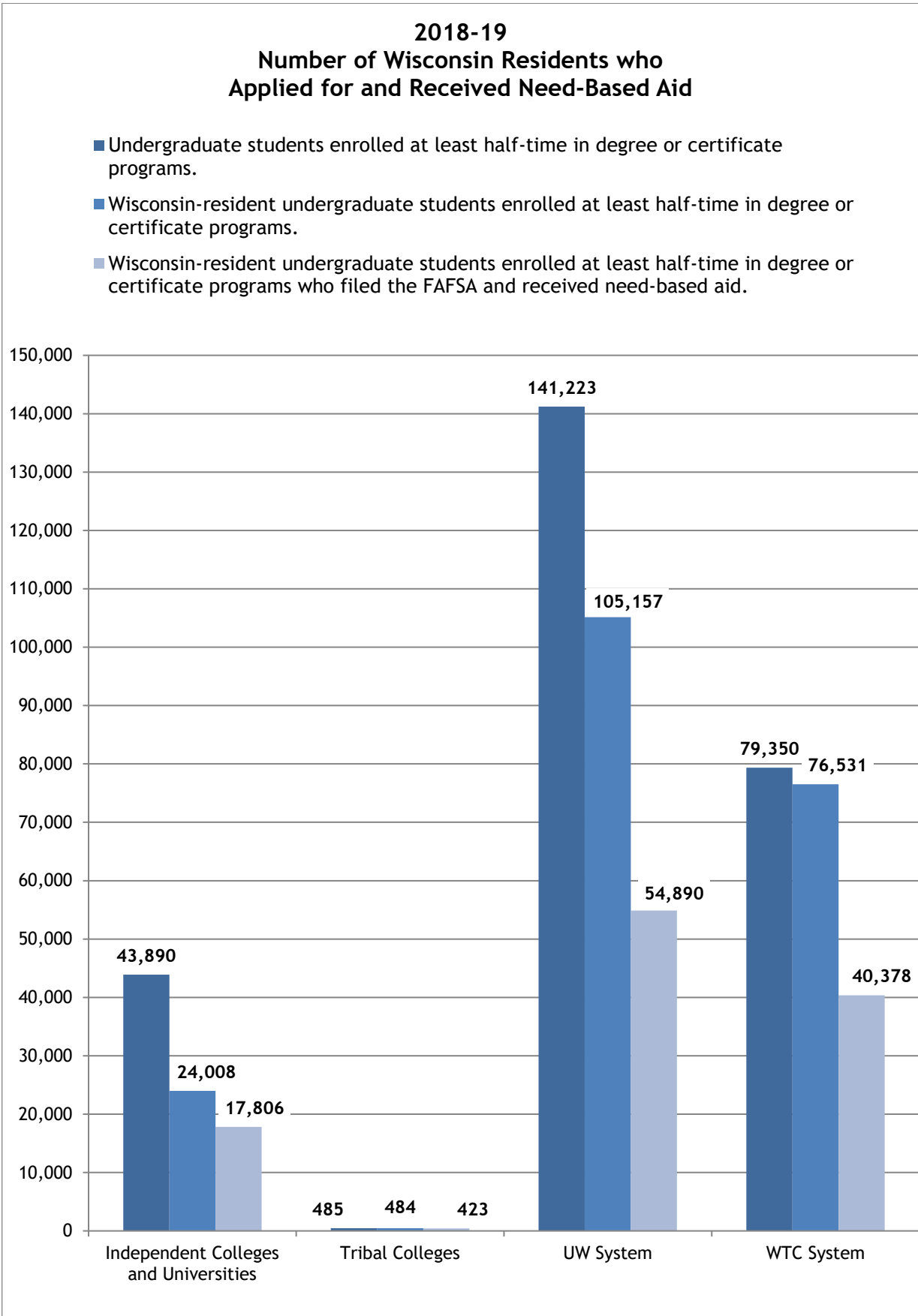
Prepared by the State of Wisconsin Higher Educational Aids Board - 2/5/2020



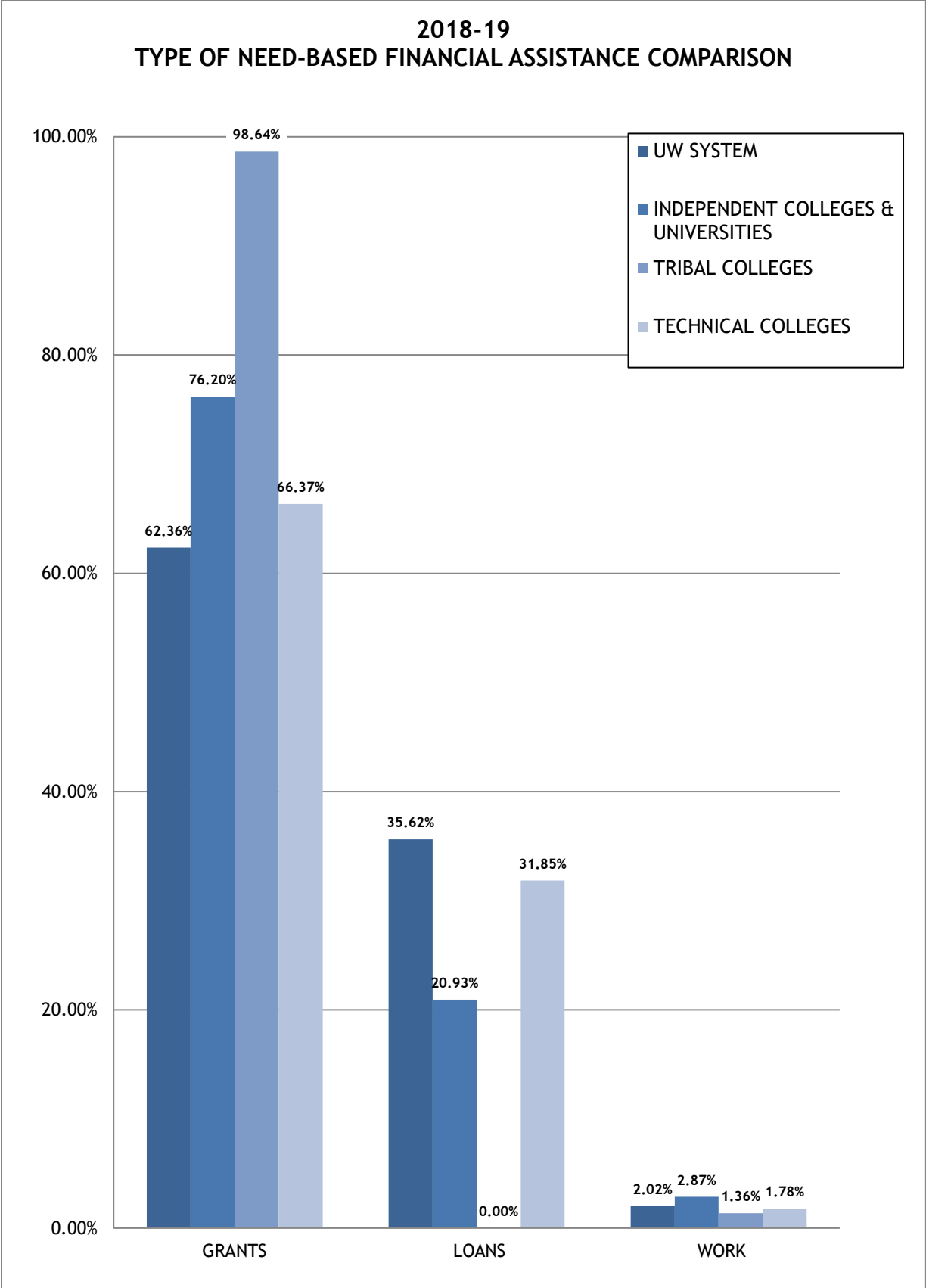
Data Provided by the UW System Administration, each Independent College or University, each Tribal College, and the WTC System Office.

Prepared by the State of Wisconsin Higher Educational Aids Board - 2/5/2020





Data Provided by the UW System Administration, each Independent College or University, each Tribal College, and the WTC System Office.



Data provided by the UW System Administration, each Independent College or University, each Tribal College, and the WTC System Office.

Prepared by the State of Wisconsin Higher Educational Aids Board - 2/5/2020

**2018-19**  
**ALL SECTORS**

**Independent Colleges & Universities, Tribal Colleges, UW System, WTC System**  
**10-Year History of Need-Based Financial Assistance**

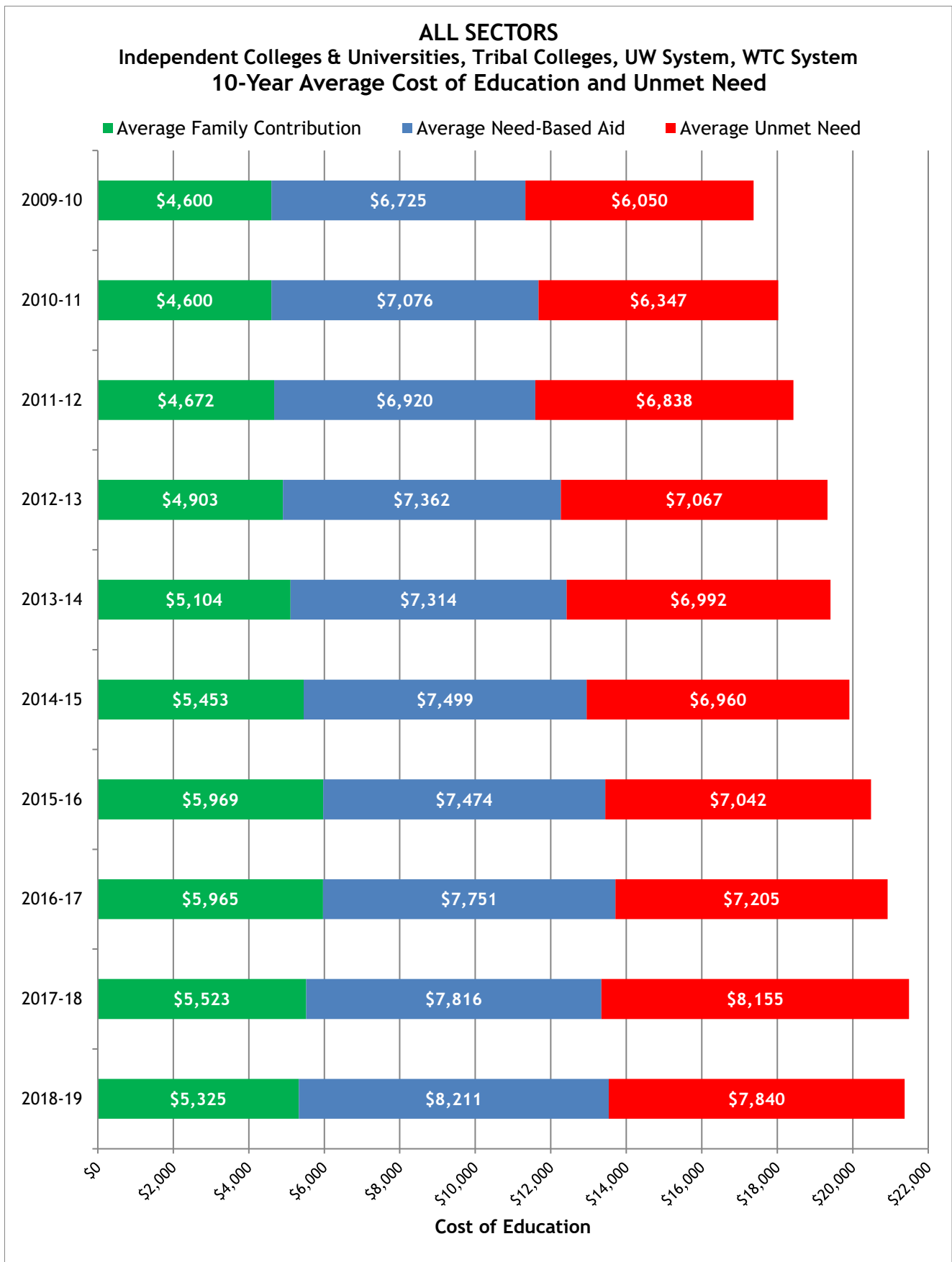
ACADEMIC YEAR	Number of Recipients	Average Cost	Average Family Contribution	Average Need	Average Need-Based Aid	Average Unmet Need
2009-10	144,684	\$17,374	\$4,600	\$12,775	\$6,725	\$6,050
2010-11	152,938	\$17,374	\$4,600	\$13,423	\$7,076	\$6,347
2011-12	158,625	\$18,431	\$4,672	\$13,758	\$6,920	\$6,838
2012-13	154,984	\$19,332	\$4,903	\$14,429	\$7,362	\$7,067
2013-14	150,566	\$19,410	\$5,104	\$14,306	\$7,314	\$6,992
2014-15	149,003	\$19,912	\$5,453	\$14,459	\$7,499	\$6,960
2015-16	139,844	\$20,485	\$5,969	\$14,516	\$7,474	\$7,042
2016-17	129,005	\$20,922	\$5,965	\$14,956	\$7,751	\$7,205
2017-18	122,418	\$21,493	\$5,523	\$15,971	\$7,816	\$8,155
<b>2018-19</b>	<b>113,497</b>	<b>\$21,376</b>	<b>\$5,325</b>	<b>\$16,050</b>	<b>\$8,211</b>	<b>\$7,840</b>

**PERCENTAGES OF FINANCIAL AID SPENT**

ACADEMIC YEAR	SOURCE <sup>(1)</sup>			TYPE <sup>(2)</sup>		
	Federal	State	Institutional	Grants	Loans	Work-Study
2009-10	78.36%	11.90%	8.61%	55.07%	42.46%	2.47%
2010-11	78.60%	12.02%	8.40%	56.21%	41.46%	2.18%
2011-12	78.33%	11.51%	9.07%	54.89%	42.97%	2.13%
2012-13	76.18%	11.67%	10.80%	56.28%	41.61%	2.11%
2013-14	75.61%	12.24%	10.66%	57.34%	40.65%	2.02%
2014-15	74.67%	11.90%	12.15%	58.36%	39.86%	1.79%
2015-16	71.87%	12.52%	14.12%	60.76%	37.28%	1.95%
2016-17	70.16%	13.52%	13.66%	61.22%	36.70%	2.09%
2017-18	68.80%	13.91%	15.48%	63.01%	34.93%	2.06%
<b>2018-19</b>	<b>64.92%</b>	<b>14.66%</b>	<b>16.55%</b>	<b>67.56%</b>	<b>30.23%</b>	<b>2.22%</b>

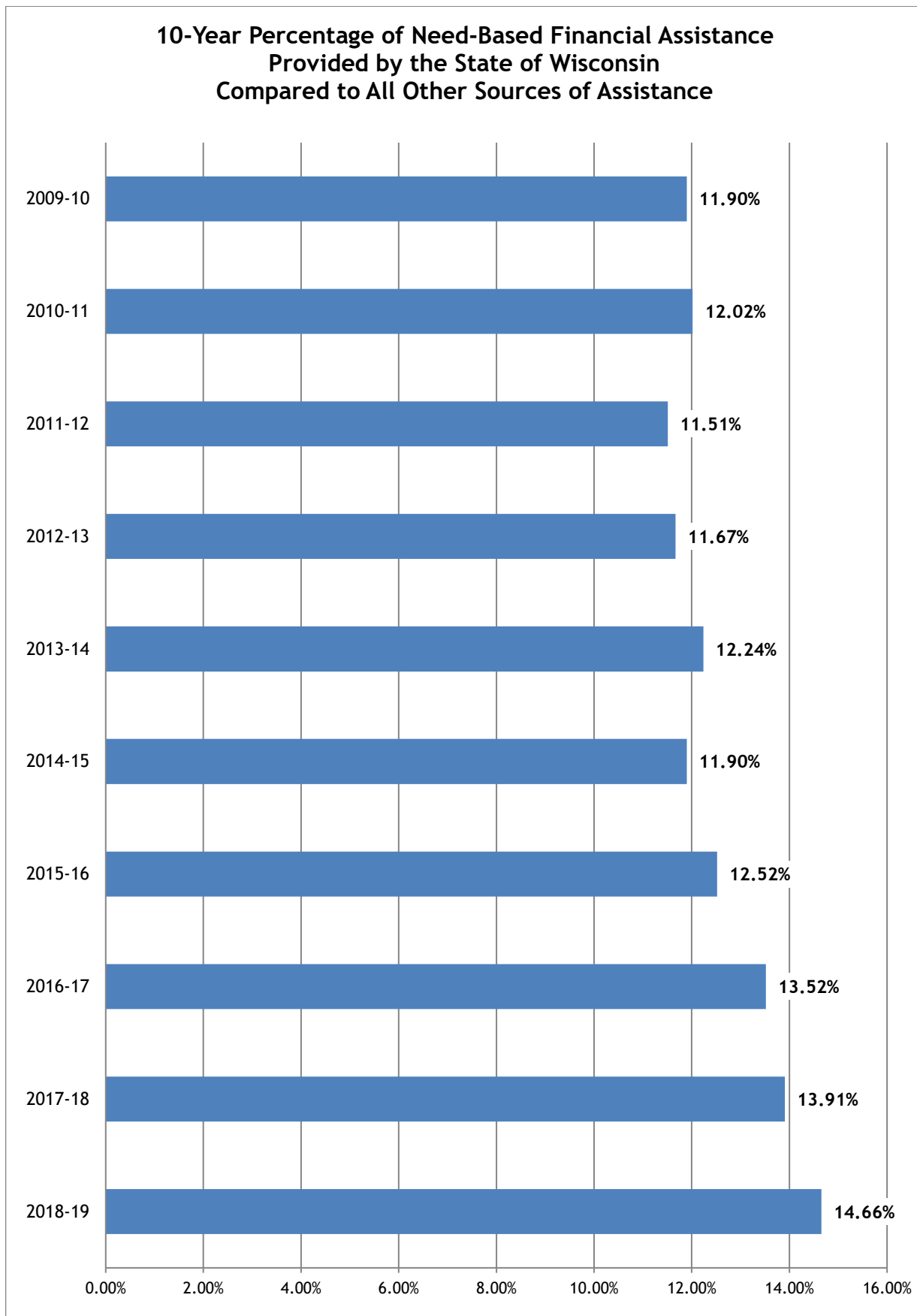
(1) Does not include private assistance and unspecified "other" sources of aid.

(2) Does not include unspecified "other" types of aid.



Data provided by the UW System Administration, each Independent College or University, each Tribal College, and the WTC System Office.

Prepared by the State of Wisconsin Higher Educational Aids Board - 2/5/2020



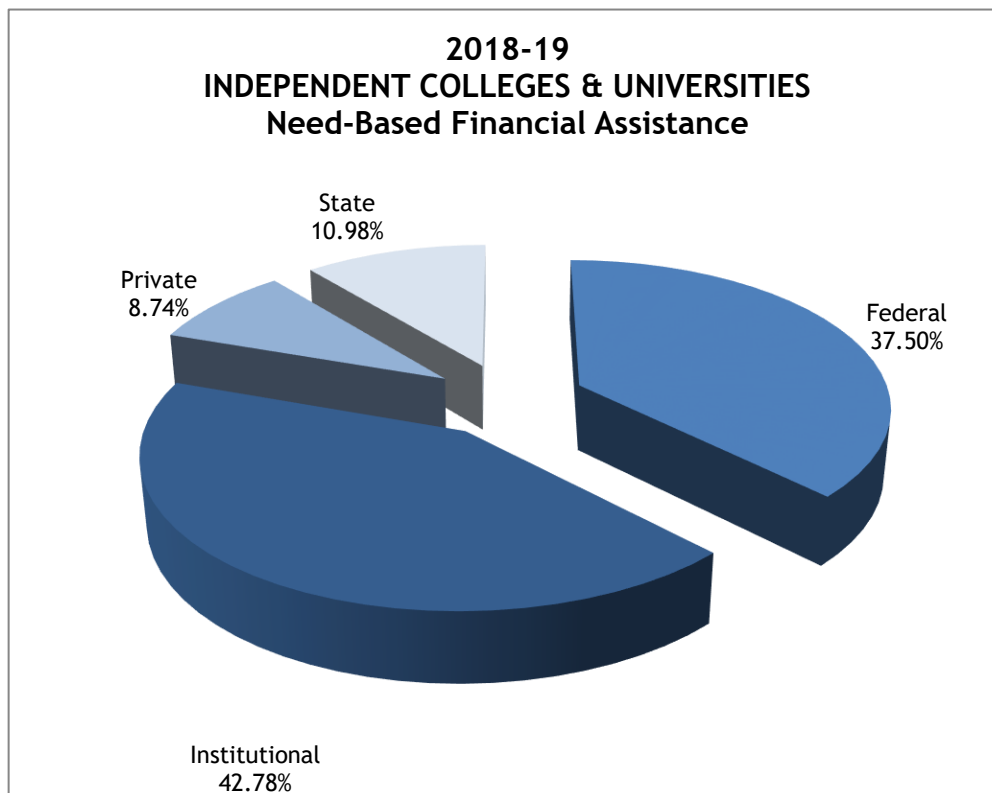
Data provided by the UW System Administration, each Independent College or University, each Tribal College, and the WTC System Office.

Prepared by the State of Wisconsin Higher Educational Aids Board - 2/5/2020

**2018-19  
INDEPENDENT COLLEGES & UNIVERSITIES  
Need-Based Financial Assistance**

<b>Number of Students Receiving Need-Based Financial Assistance</b>	<b>17,806</b>
Total Cost of Education	\$745,339,082
- Expected Family Contribution (EFC)	- \$190,513,219
<b>= Total Need</b>	<b>\$554,825,863</b>
Total Need	\$554,825,863
- Total Need-Based Assistance	- \$280,147,533
<b>= Total Unmet Need</b>	<b>\$274,678,330</b>

	Number of Awards	Total Dollars	Average Award	% of Total Aid Spent
Total Federal Assistance	41,051	\$105,068,731	\$2,559.47	37.50%
Total Institutional Assistance	13,986	\$119,835,710	\$8,568	42.78%
Total Private Assistance	2,281	\$24,487,152	\$10,735	8.74%
Total State Assistance	11,336	\$30,755,940	\$2,713	10.98%
<b>Total Need-Based Assistance</b>	<b>68,654</b>	<b>\$280,147,533</b>	<b>\$4,081</b>	<b>100.00%</b>



Data provided by each Independent College or University.

Prepared by the State of Wisconsin Higher Educational Aids Board - 2/5/2020

**2018-19**  
**INDEPENDENT COLLEGES & UNIVERSITIES**  
**Breakdown of Need-Based Financial Assistance Spent**

Federal Assistance	Number of Awards	Total Dollars	Average Award	% of Total Aid Spent
<b>Employment</b>	<b>4,059</b>	<b>\$7,583,616</b>	<b>\$1,868</b>	<b>2.71%</b>
Federal Work-Study *	4,059	\$7,583,616	\$1,868	2.71%
<b>Grants</b>	<b>13,263</b>	<b>\$39,431,750</b>	<b>\$2,973</b>	<b>14.08%</b>
Bureau of Indian Affairs Grants	63	\$466,770	\$7,409	0.17%
Pell Grants	8,656	\$35,477,631	\$4,099	12.66%
Other Federal Grants	91	\$232,259	\$2,552	0.08%
Supplemental Educational Opportunity Grant	4,453	\$3,255,090	\$731	1.16%
<b>Loans</b>	<b>23,729</b>	<b>\$58,053,365</b>	<b>\$2,447</b>	<b>20.72%</b>
Stafford Loan	23,608	\$57,593,218	\$2,440	20.56%
Other Federal Loans	121	\$460,147	\$3,803	0.16%
<b>Total Federal Assistance</b>	<b>41,051</b>	<b>\$105,068,731</b>	<b>\$2,559</b>	<b>37.50%</b>

Institutional Assistance	Number of Awards	Total Dollars	Average Award	% of Total Aid Spent
Employment	197	\$468,491	\$2,378	0.17%
Grants	13,682	\$119,006,378	\$8,698	42.48%
Loans	107	\$360,841	\$3,372	0.13%
<b>Total Institutional Assistance</b>	<b>13,986</b>	<b>\$119,835,710</b>	<b>\$8,568</b>	<b>42.78%</b>

Private Assistance	Number of Awards	Total Dollars	Average Award	% of Total Aid Spent
Privately Funded Grants or Scholarships	2,281	\$24,487,152	\$10,735	8.74%
<b>Total Private Assistance</b>	<b>2,281</b>	<b>\$24,487,152</b>	<b>\$10,735</b>	<b>8.74%</b>

\* Federal Work-Study includes over awards.

**2018-19**  
**INDEPENDENT COLLEGES & UNIVERSITIES**  
**Breakdown of Need-Based Financial Assistance Spent**

(continued from previous page)

State Assistance Administered by Other Agencies	Number of Awards	Total Dollars	Average Award	% of Total Aid Spent
DPI - GEAR UP	179	\$376,229	\$2,102	0.13%
DVR - Department of Vocational Rehab	81	\$359,689	\$4,441	0.13%
<b>Total State Assistance from Other Agencies</b>	<b>260</b>	<b>\$735,918</b>	<b>\$2,830</b>	<b>0.26%</b>

State of Assistance Administered by HEAB	Number of Awards	Total Dollars	Average Award	% of Total Aid Spent
<b>Grants</b>	<b>10,998</b>	<b>\$29,804,172</b>	<b>\$2,710</b>	<b>10.64%</b>
Hearing & Visually Handicapped Student Grant	11	\$16,800	\$1,527	0.01%
Indian Student Assistance Grant	61	\$58,850	\$965	0.02%
Minority Undergraduate Retention Grant	244	\$449,648	\$1,843	0.16%
Talent Incentive Program Grant	698	\$1,147,098	\$1,643	0.41%
Wisconsin Covenant - Foundation Grant	190	\$216,000	\$1,137	0.08%
Wisconsin Grant - Private Non-Profit	9,794	\$27,915,776	\$2,850	9.96%
<b>Loans</b>	<b>78</b>	<b>\$215,850</b>	<b>\$2,767</b>	<b>0.08%</b>
Nursing Student Loan	78	\$215,850	\$2,767	0.08%
<b>Total State Assistance through HEAB</b>	<b>11,076</b>	<b>\$30,020,022</b>	<b>\$2,710</b>	<b>10.72%</b>

<b>Total State Assistance (HEAB and Other)</b>	<b>11,336</b>	<b>\$30,755,940</b>	<b>\$2,713</b>	<b>10.98%</b>
--	---------------	---------------------	----------------	---------------

<b>TOTAL NEED-BASED ASSISTANCE</b>	<b>68,654</b>	<b>\$280,147,533</b>	<b>\$4,081</b>	<b>100%</b>
------------------------------------	---------------	----------------------	----------------	-------------

Data provided by each Independent College or University.

Prepared by the State of Wisconsin Higher Educational Aids Board - 2/5/2020



**2018-19**  
**INDEPENDENT COLLEGES & UNIVERSITIES**  
**10-Year History of Need-Based Financial Assistance**

ACADEMIC YEAR	Number of Recipients	Average Cost	Average Family Contribution	Average Need	Average Need-Based Aid	Average Unmet Need
2009-10	23,238	\$29,896	\$8,310	\$21,586	\$10,362	\$11,224
2010-11	24,741	\$30,847	\$7,873	\$22,974	\$10,513	\$12,461
2011-12	24,289	\$31,902	\$7,948	\$23,955	\$10,549	\$13,405
2012-13	23,462	\$32,859	\$8,106	\$24,752	\$11,466	\$13,287
2013-14	22,411	\$35,351	\$8,528	\$26,823	\$11,639	\$15,184
2014-15	21,285	\$36,354	\$9,596	\$26,758	\$12,519	\$14,239
2015-16	21,880	\$37,277	\$9,949	\$27,328	\$12,915	\$14,413
2016-17	20,079	\$39,132	\$10,736	\$28,396	\$13,023	\$15,373
2017-18	19,097	\$40,033	\$9,666	\$30,367	\$13,903	\$16,465
<b>2018-19</b>	<b>17,806</b>	<b>\$41,859</b>	<b>\$10,699</b>	<b>\$31,159</b>	<b>\$15,733</b>	<b>\$15,426</b>

**PERCENTAGES OF FINANCIAL AID SPENT**

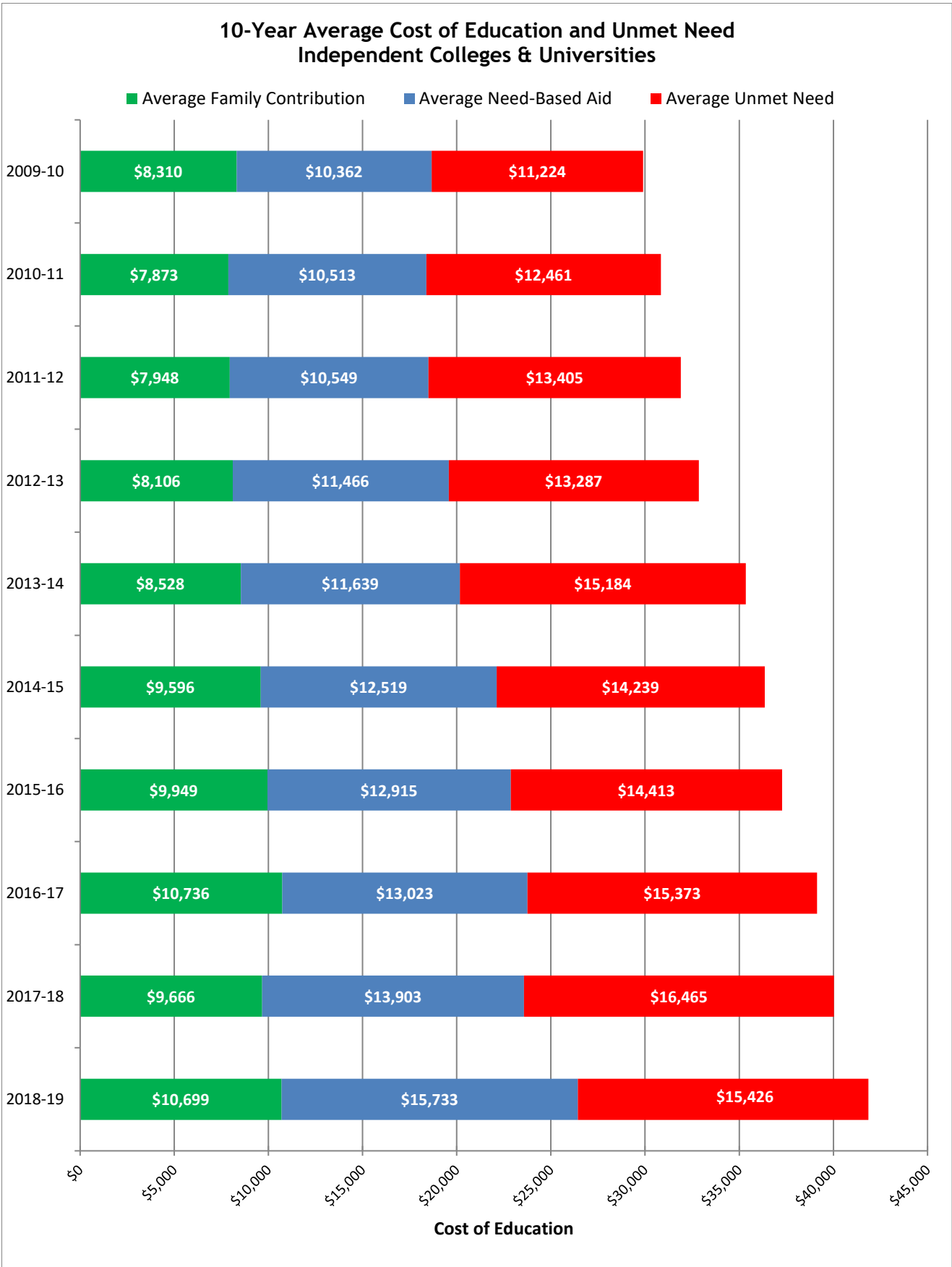
ACADEMIC YEAR	SOURCE <sup>(1)</sup>			TYPE <sup>(2)</sup>		
	Federal	State	Institutional	Grants	Loans	Work-Study
2009-10	57.05%	11.45%	30.32%	60.69%	34.85%	4.46%
2010-11	57.87%	11.52%	29.31%	61.78%	33.92%	4.30%
2011-12	57.12%	10.90%	30.41%	60.69%	35.23%	4.08%
2012-13	51.59%	11.00%	35.30%	65.12%	31.03%	3.85%
2013-14	51.21%	11.67%	34.70%	65.69%	30.81%	3.50%
2014-15	46.54%	10.95%	41.22%	69.14%	27.99%	2.87%
2015-16	45.16%	10.42%	43.19%	70.15%	26.99%	2.86%
2016-17	44.86%	11.22%	42.65%	70.04%	26.72%	3.24%
2017-18	42.61%	11.46%	44.44%	72.33%	24.91%	2.76%
<b>2018-19</b>	<b>37.50%</b>	<b>10.98%</b>	<b>42.78%</b>	<b>76.20%</b>	<b>20.93%</b>	<b>2.87%</b>

(1) Does not include private assistance and unspecified "other" sources of aid.

(2) Does not include unspecified "other" types of aid.

Data provided by each Independent College or University.

Prepared by the State of Wisconsin Higher Educational Aids Board - 2/5/2020



Data provided by each Independent College or University.

Prepared by the State of Wisconsin Higher Educational Aids Board - 2/5/2020

**2018-19**  
**INDEPENDENT COLLEGES & UNIVERSITIES**  
**Expected Family Contribution (EFC) Ranges and Dependency Status of FAFSA Applicants**

	% EFC	% EFC	%EFC	%EFC	%EFC	STATUS		Number of Applicants
	\$0	\$1- \$1,999	\$2,000- \$2,999	\$3,000- \$3,999	\$4,000+	Dependent	Independent	
Alverno College	46.25%	11.46%	4.71%	3.96%	33.62%	54.28%	45.72%	1,719
Bellin College of Nursing	19.49%	8.30%	4.33%	2.53%	65.34%	67.51%	32.49%	277
Beloit College	27.59%	6.90%	3.88%	2.59%	59.05%	85.78%	14.22%	232
Cardinal Stritch University	44.39%	10.71%	4.46%	4.46%	35.99%	44.47%	55.53%	1,167
Carroll University	13.17%	7.73%	3.09%	3.44%	72.57%	89.53%	10.47%	2,005
Carthage College	21.42%	8.48%	4.81%	3.76%	61.54%	84.18%	15.82%	1,144
Columbia College of Nursing	37.40%	14.63%	4.07%	4.07%	39.84%	51.22%	48.78%	123
Concordia University	28.52%	9.49%	4.01%	3.14%	54.84%	55.38%	44.62%	2,770
Edgewood College	18.48%	9.62%	3.91%	2.68%	65.32%	79.26%	20.74%	1,456
Herzing University	55.26%	9.11%	3.64%	3.59%	28.39%	12.50%	87.50%	1,976
Lakeland College	31.95%	11.43%	5.21%	3.81%	47.59%	34.83%	65.17%	1,496
Lawrence University	9.90%	7.97%	3.38%	1.69%	77.05%	95.41%	4.59%	414
Maranatha Baptist Bible College	25.27%	17.58%	5.49%	6.59%	45.05%	79.67%	20.33%	182
Marian University	25.78%	12.26%	5.16%	3.80%	53.00%	70.92%	29.08%	1,183
Marquette University	23.63%	10.26%	3.22%	2.38%	60.50%	90.02%	9.98%	2,856
Milwaukee Institute of Art & Design	25.88%	13.41%	4.84%	2.61%	53.26%	87.52%	12.48%	537
Milwaukee School of Engineering	15.49%	8.61%	3.26%	3.98%	68.66%	84.45%	15.55%	1,685
Mount Mary University	44.29%	11.57%	4.09%	5.08%	34.98%	68.12%	31.88%	709
Northland College	24.56%	9.36%	5.26%	3.22%	57.60%	88.30%	11.70%	342
Ripon College	14.68%	8.08%	4.55%	4.55%	68.14%	95.89%	4.11%	681
Saint Norbert College	9.41%	7.82%	1.76%	3.35%	77.65%	97.06%	2.94%	1,700
Silver Lake College	47.10%	12.68%	5.43%	3.26%	31.52%	67.75%	32.25%	276
Viterbo University	16.49%	9.41%	4.16%	3.33%	66.61%	69.78%	30.22%	1,201
Wisconsin Lutheran College	15.04%	10.36%	3.21%	3.82%	67.57%	80.02%	19.98%	811
<b>Total Applicants</b>	<b>7,190</b>	<b>2,639</b>	<b>1,051</b>	<b>932</b>	<b>15,130</b>	<b>18,720</b>	<b>8,222</b>	<b>26,942</b>
<b>Average</b>	<b>26.69%</b>	<b>9.80%</b>	<b>3.90%</b>	<b>3.46%</b>	<b>56.16%</b>	<b>69.48%</b>	<b>30.52%</b>	<b>1,123</b>

Year-end data includes Wisconsin resident undergraduates, awarded and unawarded, for the FAFSA filer's first school only.

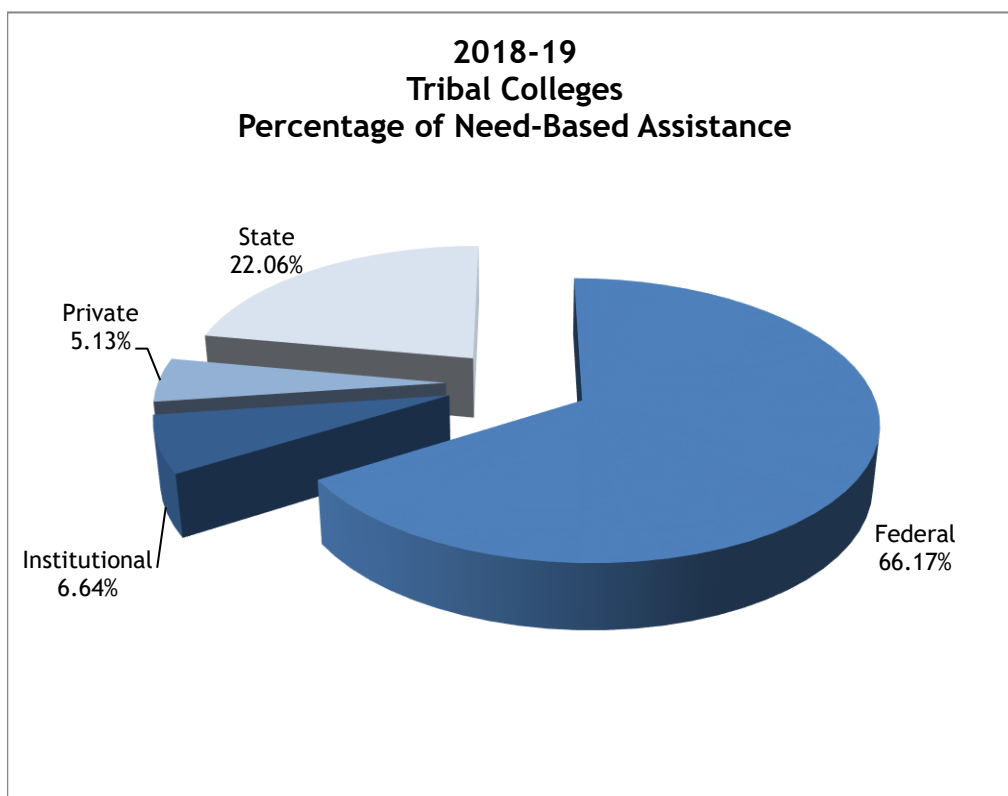
## 2018-19 TRIBAL COLLEGES Need-Based Financial Assistance

Number of Students Receiving Need-Based Financial Assistance 423

Total Cost of Education	\$5,483,686
- Expected Family Contribution (EFC)	-
<b>= Total Need</b>	<b>\$4,833,609</b>

Total Need	\$4,833,609
- Total Need-Based Assistance	-
<b>= Total Unmet Need</b>	<b>\$2,113,800</b>

	Number of Awards	Total Dollars	Average Award	% of Total Aid Spent
Total Federal Assistance	662	\$1,799,575	\$2,718	66.17%
Total Institutional Assistance	149	\$180,476	\$0	6.64%
Total Private Assistance	101	\$139,640	\$1,383	5.13%
Total State Assistance	564	\$600,118	\$1,064	22.06%
<b>Total Need-Based Assistance</b>	<b>1,476</b>	<b>\$2,719,809</b>	<b>\$1,843</b>	<b>100.00%</b>



Data provided by each Tribal College.

Prepared by the State of Wisconsin Higher Educational Aids Board - 2/5/2020

**2018-19**  
**TRIBAL COLLEGES**  
**Breakdown of Need-Based Financial Assistance Spent**

<b>Federal Assistance</b>	<b>Number of Awards</b>	<b>Total Dollars</b>	<b>Average Award</b>	<b>% of Total Aid Spent</b>
<b>Employment</b>	<b>23</b>	<b>\$37,016</b>	<b>\$1,609</b>	<b>1.36%</b>
Federal Work-Study	23	\$37,016	\$1,609	1.36%
<b>Grants</b>	<b>639</b>	<b>\$1,762,559</b>	<b>\$2,758</b>	<b>64.80%</b>
Bureau of Indian Affairs Grants	193	\$575,163	\$2,980	21.15%
Pell Grant	344	\$1,150,197	\$3,344	42.29%
Supplemental Educational Opportunity Grant	102	\$37,199	\$365	1.37%
<b>Total Federal Assistance</b>	<b>662</b>	<b>\$1,799,575</b>	<b>\$2,718</b>	<b>66.17%</b>
<b>Institutional Assistance</b>	<b>Number of Awards</b>	<b>Total Dollars</b>	<b>Average Award</b>	<b>% of Total Aid Spent</b>
Privately Funded Grants or Scholarships	149	\$180,476	\$1,211	6.64%
<b>Total Institutional Assistance</b>	<b>149</b>	<b>\$180,476</b>	<b>\$1,211</b>	<b>6.64%</b>
<b>Private Assistance</b>	<b>Number of Awards</b>	<b>Total Dollars</b>	<b>Average Award</b>	<b>% of Total Aid Spent</b>
Private Grants and Scholarships	101	\$139,640	\$1,383	5.13%
<b>Total Private Assistance</b>	<b>101</b>	<b>\$139,640</b>	<b>\$1,383</b>	<b>5.13%</b>
<b>State Assistance Administered by Other Agencies</b>	<b>Number of Awards</b>	<b>Total Dollars</b>	<b>Average Award</b>	<b>% of Total Aid Spent</b>
DVR - Department of Vocational Rehab	3	\$9,829	\$3,276	0.36%
<b>Total State Assistance from Other Agencies</b>	<b>3</b>	<b>\$9,829</b>	<b>\$3,276</b>	<b>0.36%</b>
<b>State Assistance Administered by HEAB</b>	<b>Number of Awards</b>	<b>Total Dollars</b>	<b>Average Award</b>	<b>% of Total Aid Spent</b>
<b>Grants</b>	<b>561</b>	<b>\$590,289</b>	<b>\$1,052</b>	<b>21.70%</b>
Indian Student Assistance Grant	172	\$142,865	\$831	5.25%
Minority Undergraduate Retention Grant	29	\$19,305	\$666	0.71%
Talent Incentive Program Grant	37	\$39,856	\$1,077	1.47%
Wisconsin Covenant - Foundation Grant	1	\$1,500	\$1,500	0.06%
Wisconsin Grant - Tribal	322	\$386,763	\$1,201	14.22%
<b>Total HEAB State Assistance</b>	<b>561</b>	<b>\$590,289</b>	<b>\$1,052</b>	<b>21.70%</b>
<b>Total State Assistance (HEAB and Other Agencies)</b>	<b>564</b>	<b>\$600,118</b>	<b>\$1,064</b>	<b>22.06%</b>
<b>TOTAL NEED-BASED ASSISTANCE</b>	<b>1,476</b>	<b>\$2,719,809</b>	<b>\$1,843</b>	<b>100.00%</b>

Data provided by each Tribal College.

Prepared by the State of Wisconsin Higher Educational Aids Board - 2/5/2020

**2018-19**  
**TRIBAL COLLEGES**  
**10-Year History of Need-Based Financial Assistance**

ACADEMIC YEAR	Number of Recipients	Average Cost	Average Family Contribution	Average Need	Average Need-Based Aid	Average Unmet Need
2009-10	1148	\$12,320	\$638	\$11,682	\$5,337	\$6,345
2010-11	960	\$10,860	\$693	\$10,166	\$6,141	\$4,026
2011-12	991	\$11,001	\$506	\$10,496	\$5,859	\$4,636
2012-13	944	\$11,839	\$522	\$11,317	\$5,207	\$6,110
2013-14	773	\$12,832	\$655	\$12,177	\$5,287	\$6,890
2014-15	793	\$11,284	\$1,066	\$10,219	\$5,081	\$5,138
2015-16	443	\$11,059	\$874	\$10,185	\$5,297	\$4,888
2016-17	468	\$11,866	\$895	\$10,970	\$6,306	\$4,665
2017-18	397	\$13,762	\$1,074	\$12,688	\$5,578	\$7,111
<b>2018-19</b>	<b>423</b>	<b>\$12,964</b>	<b>\$1,537</b>	<b>\$11,427</b>	<b>\$6,430</b>	<b>\$4,997</b>

**PERCENTAGES OF FINANCIAL AID SPENT**

ACADEMIC YEAR	SOURCE <sup>(1)</sup>			TYPE <sup>(2)</sup>		
	Federal	State	Institutional	Grants	Loans	Work-Study
2009-10	78.99%	13.84%	0.00%	98.97%	0.00%	1.03%
2010-11	78.12%	15.71%	0.88%	99.28%	0.20%	0.72%
2011-12	71.47%	13.90%	10.34%	99.06%	0.20%	0.74%
2012-13	75.81%	16.48%	0.00%	98.96%	0.31%	0.73%
2013-14	74.99%	18.30%	0.00%	98.90%	0.25%	0.86%
2014-15	71.02%	19.41%	0.04%	98.52%	0.47%	1.04%
2015-16	63.48%	28.54%	0.00%	98.51%	0.51%	0.98%
2016-17	71.22%	23.88%	0.88%	98.44%	0.41%	1.15%
2017-18	63.53%	26.08%	0.00%	98.86%	0.00%	1.14%
<b>2018-19</b>	<b>66.17%</b>	<b>22.06%</b>	<b>6.64%</b>	<b>98.64%</b>	<b>0.00%</b>	<b>1.36%</b>

(1) Does not include private assistance and unspecified "other" sources of aid.

(2) Does not include unspecified "other" types of aid.

Data provided by each Tribal College.

Prepared by the State of Wisconsin Higher Educational Aids Board - 2/5/2020



Data provided by each Tribal College.

Prepared by the State of Wisconsin Higher Educational Aids Board - 2/5/2020

**2018-19**  
**TRIBAL COLLEGES**

**Expected Family Contribution (EFC) Ranges and Dependency Status of FAFSA Applicants**

	% EFC	% EFC	%EFC	%EFC	%EFC	STATUS		Number of Applicants
	\$0	\$1- \$1,999	\$2,000- \$2,999	\$3,000- \$3,999	\$4,000+	Dependent	Independent	
College of the Menominee Nation	70.57%	8.54%	3.48%	1.58%	15.82%	17.41%	82.59%	316
Lac Courte Oreilles Ojibwa Community College	83.58%	5.47%	3.28%	1.09%	6.57%	16.06%	83.94%	274
<b>Total Applicants</b>	452	42	20	8	68	99	491	590
<b>Average</b>	76.61%	7.12%	3.39%	1.36%	11.53%	16.78%	83.22%	295

Year-end data includes Wisconsin resident undergraduates, awarded and unawarded, for the FAFSA filer's first school only.

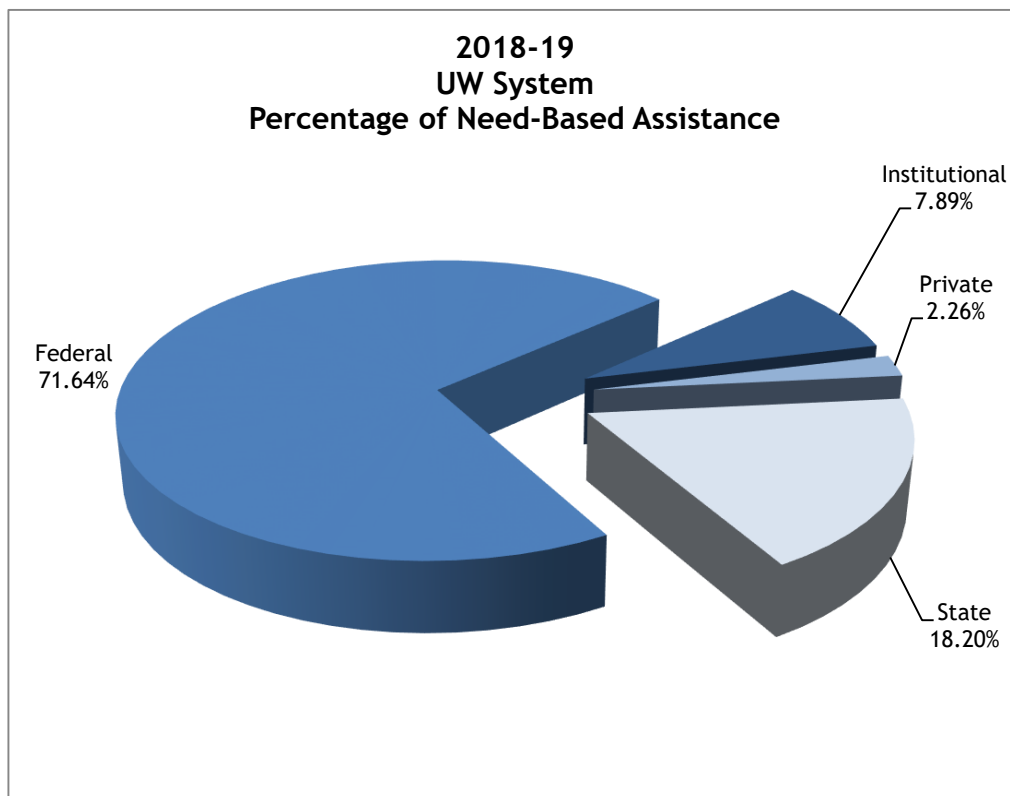
Prepared by the State of Wisconsin Higher Educational Aids Board - 2/5/2020



**2018-19  
UNIVERSITY OF WISCONSIN SYSTEM  
Need-Based Financial Assistance**

<b>Number of Students Receiving Need-Based Financial Assistance</b>	<b>54,890</b>
Total Cost of Education	\$1,060,532,384
- Expected Family Contribution (EFC)	-
<b>= Total Need</b>	<b>\$744,529,213</b>
Total Need	\$744,529,213
- Total Need-Based Assistance	-
<b>= Total Unmet Need</b>	<b>\$311,847,507</b>

	Number of Awards	Total Dollars	Average Award	% of Total Aid Spent
Total Federal Assistance	91,237	\$309,972,122	\$3,397	71.64%
Total Institutional Assistance	11,649	\$34,147,120	\$2,931	7.89%
Total Private Assistance	3,345	\$9,795,765	\$2,928	2.26%
Total State Assistance	42,936	\$78,766,699	\$1,835	18.20%
<b>Total Need-Based Assistance</b>	<b>149,167</b>	<b>\$432,681,706</b>	<b>\$2,901</b>	<b>100.00%</b>



Data provided by the University of Wisconsin System Administration.

**2018-19**  
**UNIVERSITY OF WISCONSIN SYSTEM**  
**Breakdown of Need-Based Financial Assistance Spent**

<b>Federal Assistance</b>	<b>Number of Awards</b>	<b>Total Dollars</b>	<b>Average Award</b>	<b>% of Total Aid Spent</b>
<b>Employment</b>	<b>5,494</b>	<b>\$8,726,356</b>	<b>\$1,588</b>	<b>2.02%</b>
Federal Work-Study	5,494	\$8,726,356	\$1,588	2.02%
<b>Grants</b>	<b>46,167</b>	<b>\$147,155,160</b>	<b>\$3,187</b>	<b>34.01%</b>
Bureau of Indian Affairs Grants	327	\$2,344,387	\$7,169	0.54%
Pell Grants	31,575	\$134,432,986	\$4,258	31.07%
Other Federal Grants	732	\$1,484,954	\$2,029	0.34%
Supplemental Educational Opportunity Grants	13,533	\$8,892,833	\$657	2.06%
<b>Loans</b>	<b>39,576</b>	<b>\$154,090,606</b>	<b>\$3,894</b>	<b>35.61%</b>
Nursing Student Loans	406	\$1,373,763	\$3,384	0.32%
Perkins Loans	120	\$242,328	\$2,019	0.06%
Stafford Loans	39,050	\$152,474,515	\$3,905	35.24%
<b>Total Federal Assistance</b>	<b>91,237</b>	<b>\$309,972,122</b>	<b>\$3,397</b>	<b>71.64%</b>
<b>Institutional Assistance</b>	<b>Number of Awards</b>	<b>Total Dollars</b>	<b>Average Award</b>	<b>% of Total Aid Spent</b>
Grants	11,649	\$34,147,120	\$2,931	7.89%
<b>Total Institutional Assistance</b>	<b>11,649</b>	<b>\$34,147,120</b>	<b>\$2,931</b>	<b>7.89%</b>
<b>Private Assistance</b>	<b>Number of Awards</b>	<b>Total Dollars</b>	<b>Average Award</b>	<b>% of Total Aid Spent</b>
Fund for Wisconsin Scholars	3,212	\$9,681,389	\$3,014	2.24%
Need-Based Grants / Scholarships	133	\$114,376	\$860	0.03%
<b>Total Private Assistance</b>	<b>3,345</b>	<b>\$9,795,765</b>	<b>\$3,014</b>	<b>2.26%</b>
<b>State Assistance Administered by Other Agencies</b>	<b>Number of Awards</b>	<b>Total Dollars</b>	<b>Average Award</b>	<b>% of Total Aid Spent</b>
DVR - Department of Vocational Rehab	214	\$564,765	\$2,639	0.13%
UW - Lawton Grant	2,788	\$6,810,480	\$2,443	1.57%
UW - Study Abroad Grant	761	\$1,093,944	\$1,438	0.25%
UW - Tuition Increase Grant	6,876	\$6,491,273	\$944	1.50%
<b>Total State Assistance from Other Agencies</b>	<b>10,639</b>	<b>\$14,960,462</b>	<b>\$1,406</b>	<b>3.46%</b>
<b>State Assistance Administered by HEAB</b>	<b>Number of Awards</b>	<b>Total Dollars</b>	<b>Average Award</b>	<b>% of Total Aid Spent</b>
<b>Grants</b>	<b>32,280</b>	<b>\$63,760,487</b>	<b>\$1,975</b>	<b>14.74%</b>
Hearing & Visually Handicapped Student Grant	20	\$33,300	\$1,665	0.01%
Indian Student Assistance Grant	228	\$219,789	\$964	0.05%
Talent Incentive Program Grant	1,536	\$2,345,899	\$1,527	0.54%
Wisconsin Covenant - Foundation Grant	695	\$769,135	\$1,107	0.18%
Wisconsin Grant - UW	29,801	\$60,392,364	\$2,027	13.96%
<b>Loans</b>	<b>17</b>	<b>\$45,750</b>	<b>\$2,691</b>	<b>0.01%</b>
Nursing Student Loan	17	\$45,750	\$2,691	0.01%
<b>Total HEAB State Assistance</b>	<b>32,297</b>	<b>\$63,806,237</b>	<b>\$1,976</b>	<b>14.75%</b>
<b>Total State Assistance (HEAB and Other)</b>	<b>42,936</b>	<b>\$78,766,699</b>	<b>\$1,835</b>	<b>18.20%</b>
<b>TOTAL NEED-BASED ASSISTANCE</b>	<b>149,167</b>	<b>\$432,681,706</b>	<b>\$2,901</b>	<b>100%</b>

**2018-19**  
**UNIVERSITY OF WISCONSIN SYSTEM**  
**10-Year History of Need-Based Financial Assistance**

ACADEMIC YEAR	Number of Recipients	Average Cost	Average Family Contribution	Average Need	Average Need-Based Aid	Average Unmet Need
2009-10	64,453	\$16,554	\$4,849	\$11,705	\$7,041	\$4,664
2010-11	71,710	\$17,225	\$4,686	\$12,538	\$7,303	\$5,236
2011-12	74,195	\$18,125	\$5,338	\$12,787	\$7,126	\$5,661
2012-13	72,352	\$19,483	\$5,887	\$13,596	\$7,773	\$5,823
2013-14	72,708	\$18,647	\$6,065	\$12,582	\$7,521	\$5,061
2014-15	70,871	\$18,732	\$6,678	\$12,054	\$7,604	\$4,450
2015-16	67,278	\$18,912	\$7,172	\$11,740	\$7,359	\$4,381
2016-17	62,211	\$19,152	\$6,809	\$12,344	\$7,757	\$4,586
2017-18	59,456	\$19,356	\$6,170	\$13,186	\$7,829	\$5,357
<b>2018-19</b>	<b>54,890</b>	<b>\$19,321</b>	<b>\$5,757</b>	<b>\$13,564</b>	<b>\$7,883</b>	<b>\$5,681</b>

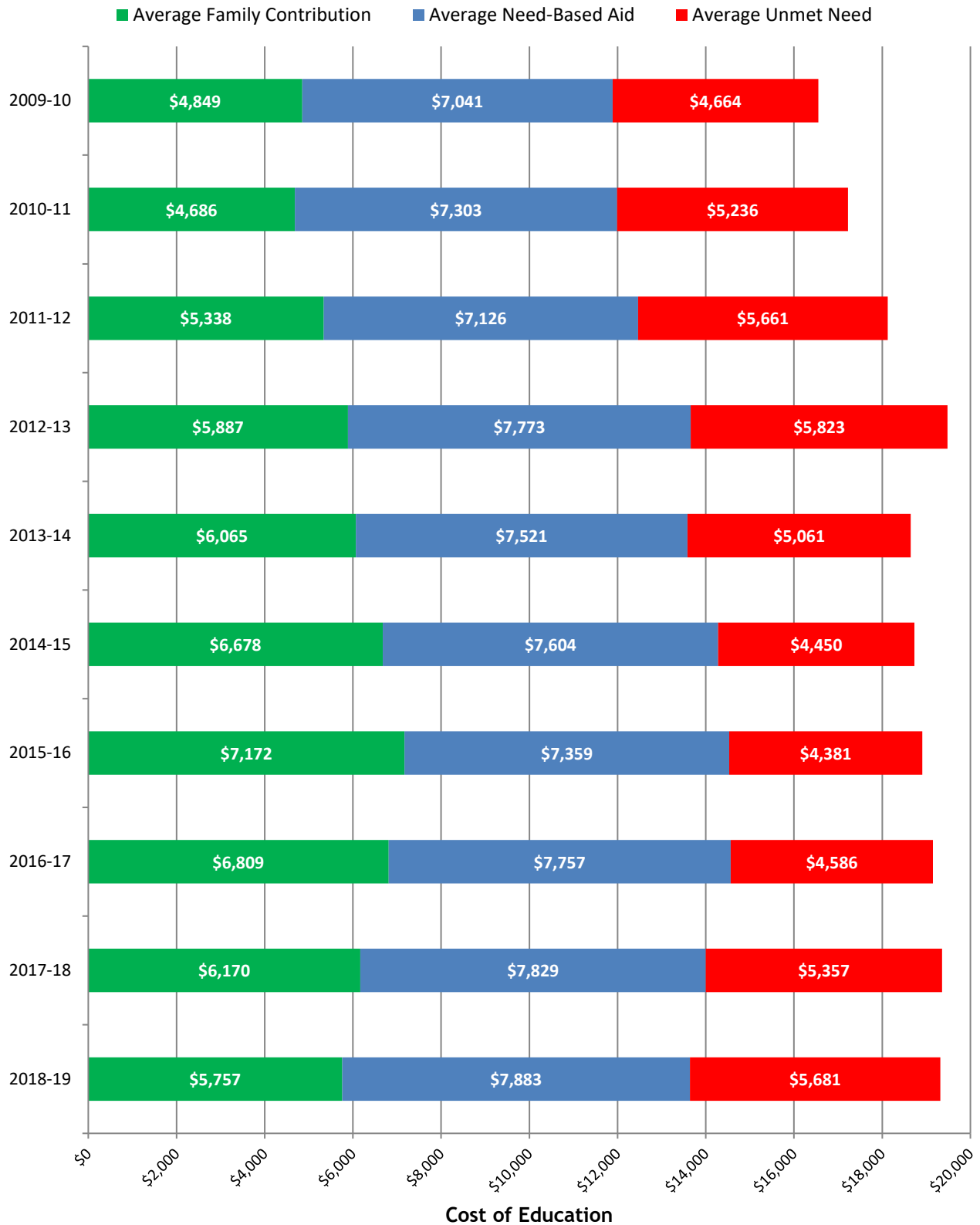
**PERCENTAGES OF FINANCIAL AID SPENT**

ACADEMIC YEAR	SOURCE <sup>(1)</sup>			TYPE <sup>(2)</sup>		
	Federal	State	Institutional	Grants	Loans	Work-Study
2009-10	81.54%	15.18%	2.38%	49.84%	48.05%	2.11%
2010-11	81.69%	14.60%	2.77%	51.58%	46.61%	1.80%
2011-12	80.44%	14.51%	3.97%	50.66%	47.59%	1.75%
2012-13	79.51%	14.25%	4.95%	51.25%	47.01%	1.74%
2013-14	79.27%	14.52%	4.84%	52.44%	45.69%	1.87%
2014-15	78.96%	14.78%	4.78%	52.38%	45.90%	1.72%
2015-16	77.16%	15.82%	5.09%	54.58%	43.60%	1.82%
2016-17	77.16%	15.82%	5.09%	54.58%	43.60%	1.82%
2017-18	74.50%	17.03%	6.47%	57.05%	41.05%	1.90%
<b>2018-19</b>	<b>71.64%</b>	<b>18.20%</b>	<b>7.89%</b>	<b>62.36%</b>	<b>35.62%</b>	<b>2.02%</b>

(1) Does not include private assistance and unspecified "other" sources of aid.

(2) Does not include unspecified "other" types of aid.

### 10-Year Average Cost of Education and Unmet Need University of Wisconsin System



Data provided by the University of Wisconsin System Administration.

Prepared by the State of Wisconsin Higher Educational Aids Board - 2/5/2020

**2018-19**  
**UNIVERSITY OF WISCONSIN SYSTEM**  
**Expected Family Contribution (EFC) Ranges and Dependency Status of FAFSA Applicants**

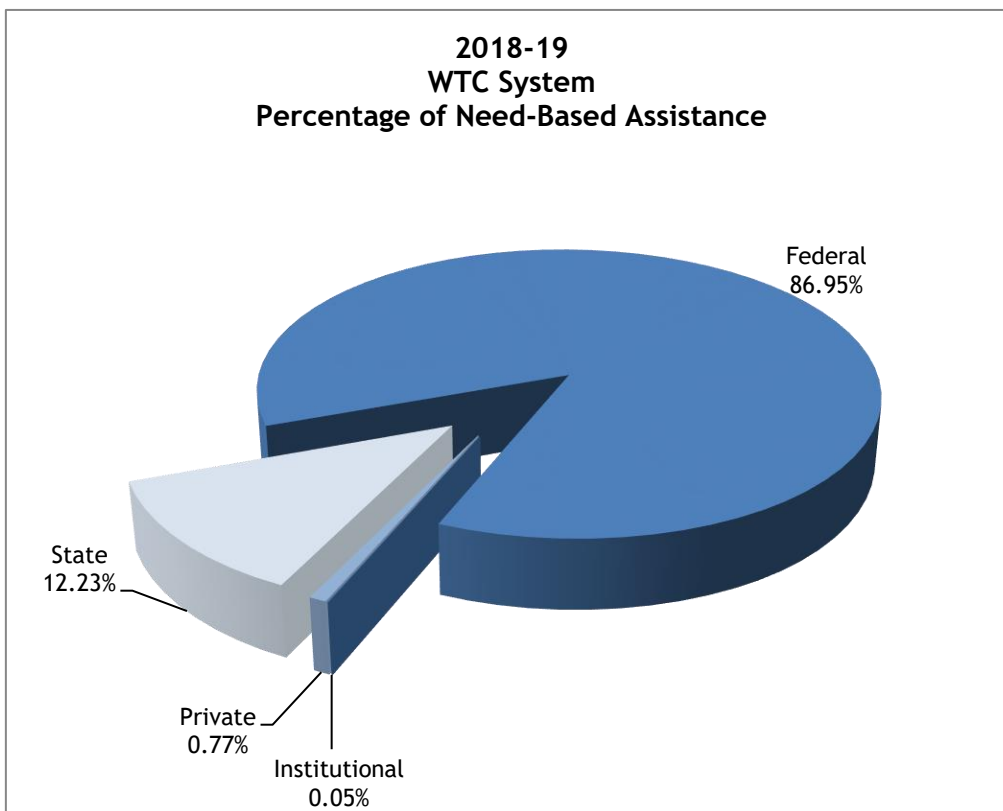
	% EFC	% EFC	%EFC	%EFC	%EFC	STATUS		Number of Applicants
	\$0	\$1- \$1,999	\$2,000- \$2,999	\$3,000- \$3,999	\$4,000+	Dependent	Independent	
UW Colleges	30.84%	13.06%	4.65%	4.49%	46.97%	29.12%	70.88%	6,953
UW Eau Claire	13.40%	10.81%	3.86%	3.98%	67.95%	90.95%	9.05%	5,956
UW Green Bay	23.58%	11.10%	5.26%	4.61%	55.45%	66.84%	33.16%	4,602
UW La Crosse	10.94%	8.48%	4.02%	3.47%	73.09%	92.25%	7.75%	6,489
UW Madison	12.45%	7.53%	3.10%	2.92%	74.01%	92.53%	7.47%	15,322
UW Milwaukee	28.66%	12.20%	4.43%	4.02%	50.70%	70.00%	30.00%	15,787
UW Oshkosh	19.70%	11.08%	4.35%	4.25%	60.61%	80.41%	19.59%	7,127
UW Parkside	34.42%	11.66%	4.98%	3.79%	45.15%	66.51%	33.49%	3,216
UW Platteville	14.72%	9.75%	4.42%	4.26%	66.85%	86.50%	13.50%	4,483
UW River Falls	16.90%	11.00%	4.50%	4.42%	63.17%	84.06%	15.94%	2,509
UW Stevens Point	19.97%	11.20%	4.84%	4.03%	59.95%	83.78%	16.22%	5,703
UW Stout	19.61%	10.78%	4.14%	4.36%	61.11%	75.89%	24.11%	4,202
UW Superior	32.92%	10.94%	4.72%	3.83%	47.60%	55.16%	44.84%	1,124
UW Whitewater	18.43%	10.78%	4.06%	3.78%	62.95%	83.76%	16.24%	7,190
<b>Total Applicants</b>	<b>18,421</b>	<b>9,560</b>	<b>3,806</b>	<b>3,522</b>	<b>55,354</b>	<b>70,198</b>	<b>20,465</b>	<b>90,663</b>
<b>Average</b>	<b>20.32%</b>	<b>10.54%</b>	<b>4.20%</b>	<b>3.88%</b>	<b>61.05%</b>	<b>77.43%</b>	<b>22.57%</b>	<b>6,476</b>

Year-end data includes Wisconsin resident undergraduates, awarded and unawarded, for the FAFSA filer's first school only.

**2018-19  
WISCONSIN TECHNICAL COLLEGE SYSTEM  
Need-Based Financial Assistance**

Number of Students Receiving Need-Based Financial Assistance	40,378
Total Cost of Education	\$614,716,099
- Expected Family Contribution (EFC)	- \$97,244,932
<b>= Total Need</b>	<b>\$517,471,167</b>
Total Need	\$517,471,167
- Total Need-Based Assistance	- \$216,346,481
<b>= Total Unmet Need</b>	<b>\$301,124,686</b>

	Number of Awards	Total Dollars	Average Award	% of Total Aid Spent
Total Federal Assistance	66,012	\$188,115,910	\$2,850	86.95%
Total Institutional Assistance	219	\$110,588	\$505	0.05%
Total Private Assistance	1,527	\$1,657,193	\$1,085	0.77%
Total State Assistance	31,814	\$26,462,790	\$832	12.23%
<b>Total Need-Based Assistance</b>	<b>99,572</b>	<b>\$216,346,481</b>	<b>\$2,173</b>	<b>100.00%</b>



Data provided by the Wisconsin Technical College System Office.

Prepared by the State of Wisconsin Higher Educational Aids Board - 2/5/2020

**2018-19**  
**WISCONSIN TECHNICAL COLLEGE SYSTEM**  
**Breakdown of Need-Based Financial Assistance Spent**

Federal Assistance	Number of Awards	Total Dollars	Average Award	% of Total Aid Spent
<b>Employment</b>	<b>1,696</b>	<b>\$3,846,154</b>	<b>\$2,268</b>	<b>1.78%</b>
Federal Work-Study	1,696	\$3,846,154	\$2,268	1.78%
<b>Grants</b>	<b>40,585</b>	<b>\$115,497,200</b>	<b>\$2,846</b>	<b>53.39%</b>
Bureau of Indian Affairs Grants	311	\$1,356,411	\$4,361	0.63%
Pell Grant	34,010	\$110,975,885	\$3,263	51.30%
Other Federal Grants	18	\$45,388	\$2,522	0.02%
Supplemental Educational Opportunity Grant	6,246	\$3,119,516	\$499	1.44%
<b>Loans</b>	<b>23,731</b>	<b>\$68,772,556</b>	<b>\$2,898</b>	<b>31.79%</b>
Nursing Student (HRSA)	13	\$25,000	\$1,923	0.01%
Stafford Loan	23,718	\$68,747,556	\$2,899	31.78%
<b>Total Federal Assistance</b>	<b>66,012</b>	<b>\$188,115,910</b>	<b>\$2,850</b>	<b>86.95%</b>
<b>Institutional Assistance</b>	<b>Number of Awards</b>	<b>Total Dollars</b>	<b>Average Award</b>	<b>% of Total Aid Spent</b>
Grants	219	\$110,588	\$505	0.05%
<b>Total Institutional Assistance</b>	<b>219</b>	<b>\$110,588</b>	<b>\$505</b>	<b>0.05%</b>
<b>Private Assistance</b>	<b>Number of Awards</b>	<b>Total Dollars</b>	<b>Average Award</b>	<b>% of Total Aid Spent</b>
Fund for Wisconsin Scholars	9	\$12,600	\$1,400	0.01%
Privately Funded Grants or Scholarships	1,518	\$1,644,593	\$1,083	0.76%
<b>Total Private Assistance</b>	<b>1,527</b>	<b>\$1,657,193</b>	<b>\$1,085</b>	<b>0.77%</b>
<b>State Assistance Administered by Other Agencies</b>	<b>Number of Awards</b>	<b>Total Dollars</b>	<b>Average Award</b>	<b>% of Total Aid Spent</b>
DPI - GEAR UP	71	\$113,354	\$1,597	0.05%
DVR - Department of Vocational Rehab	506	\$728,455	\$1,440	0.34%
<b>Total State Assistance from Other Agencies</b>	<b>577</b>	<b>\$841,809</b>	<b>\$1,459</b>	<b>0.39%</b>
<b>State Assistance Administered by HEAB</b>	<b>Number of Awards</b>	<b>Total Dollars</b>	<b>Average Award</b>	<b>% of Total Aid Spent</b>
<b>Grants</b>	<b>31,173</b>	<b>\$25,479,381</b>	<b>\$817</b>	<b>11.78%</b>
Hearing & Visually Handicapped Student Grant	14	\$22,500	\$1,607	0.01%
Indian Student Assistance Grant	279	\$243,335	\$872	0.11%
Minority Undergraduate Retention Grant	508	\$397,354	\$782	0.18%
Talent Incentive Program Grant	675	\$971,484	\$1,439	0.45%
Wisconsin Covenant - Foundation Grant	87	\$83,500	\$960	0.04%
Wisconsin Grant - Tech	29,610	\$23,761,208	\$802	10.98%
<b>Loans</b>	<b>64</b>	<b>\$141,600</b>	<b>\$2,213</b>	<b>0.07%</b>
Nursing Student Loan	64	\$141,600	\$2,213	0.07%
<b>Total HEAB State Assistance</b>	<b>31,237</b>	<b>\$25,620,981</b>	<b>\$820</b>	<b>11.84%</b>
<b>Total State Assistance (HEAB and Other)</b>	<b>31,814</b>	<b>\$26,462,790</b>	<b>\$832</b>	<b>12.23%</b>
<b>TOTAL NEED-BASED ASSISTANCE</b>	<b>99,572</b>	<b>\$216,346,481</b>	<b>\$2,173</b>	<b>100.00%</b>

Data provided by the Wisconsin Technical College System Office.

Prepared by the State of Wisconsin Higher Educational Aids Board - 2/5/2020

**2018-19**  
**WISCONSIN TECHNICAL COLLEGE SYSTEM**  
**10-Year History of Need-Based Financial Assistance**

ACADEMIC YEAR	Number of Recipients	Average Cost	Average Family Contribution	Average Need	Average Need-Based Aid	Average Unmet Need
2009-10	55,845	\$13,216	\$2,850	\$10,366	\$4,876	\$5,490
2010-11	55,527	\$13,128	\$2,762	\$10,366	\$5,267	\$5,099
2011-12	59,150	\$13,407	\$2,562	\$10,845	\$5,189	\$5,656
2012-13	58,226	\$13,816	\$2,461	\$11,355	\$5,233	\$6,122
2013-14	54,674	\$13,983	\$2,485	\$11,498	\$5,295	\$6,203
2014-15	56,054	\$15,281	\$2,392	\$12,889	\$5,494	\$7,395
2015-16	50,243	\$15,364	\$2,670	\$12,694	\$5,279	\$7,415
2016-17	46,247	\$15,487	\$2,812	\$12,676	\$5,469	\$7,207
2017-18	43,468	\$16,343	\$2,857	\$13,485	\$5,143	\$8,342
<b>2018-19</b>	<b>40,378</b>	<b>\$15,224</b>	<b>\$2,408</b>	<b>\$12,816</b>	<b>\$5,358</b>	<b>\$7,458</b>

**PERCENTAGES OF FINANCIAL AID SPENT**

ACADEMIC YEAR	SOURCE <sup>(1)</sup>			TYPE <sup>(2)</sup>		
	Federal	State	Institutional	Grants	Loans	Work-Study
2009-10	91.91%	6.80%	0.00%	57.84%	40.82%	1.34%
2010-11	91.18%	8.17%	0.00%	58.67%	40.34%	0.99%
2011-12	92.51%	6.81%	0.00%	56.50%	42.30%	1.21%
2012-13	91.77%	7.42%	0.12%	57.06%	41.65%	1.29%
2013-14	90.69%	8.32%	0.14%	58.47%	40.55%	0.98%
2014-15	91.64%	7.79%	0.04%	58.97%	40.07%	0.97%
2015-16	90.45%	8.46%	0.11%	61.99%	36.78%	1.24%
2016-17	89.65%	8.88%	0.25%	60.64%	37.96%	1.40%
2017-18	88.10%	10.18%	0.01%	64.00%	34.41%	1.59%
<b>2018-19</b>	<b>86.95%</b>	<b>12.23%</b>	<b>0.05%</b>	<b>66.37%</b>	<b>31.85%</b>	<b>1.78%</b>

(1) Does not include private assistance and unspecified "other" sources of aid.

(2) Does not include unspecified "other" types of aid.





Data provided by the Wisconsin Technical College System Office.

Prepared by the State of Wisconsin Higher Educational Aids Board - 2/5/2020

**2018-19**  
**WISCONSIN TECHNICAL COLLEGE SYSTEM**  
**Expected Family Contribution (EFC) Ranges and Dependency Status of FAFSA Applicants**

	% EFC	% EFC	%EFC	%EFC	%EFC	STATUS		Number of Applicants
	\$0	\$1- \$1,999	\$2,000- \$2,999	\$3,000- \$3,999	\$4,000+	Dependent	Independent	
Blackhawk	57.04%	10.64%	3.68%	4.05%	24.60%	31.35%	68.65%	2,472
Chippewa Valley	41.39%	11.87%	5.04%	4.47%	37.23%	45.35%	54.65%	4,448
Fox Valley	42.04%	11.07%	4.50%	4.77%	37.61%	43.95%	56.05%	5,663
Gateway	54.75%	10.59%	4.00%	3.51%	27.15%	35.67%	64.33%	6,174
Lakeshore	44.82%	12.21%	4.35%	3.73%	34.89%	31.22%	68.78%	1,794
Madison Area	40.59%	10.74%	4.62%	4.50%	39.54%	45.15%	54.85%	9,021
Mid-State	49.86%	10.55%	4.44%	4.82%	30.32%	33.24%	66.76%	2,094
Milwaukee Area	60.28%	9.95%	3.50%	3.40%	22.86%	32.04%	67.96%	18,266
Moraine Park	44.12%	10.93%	4.02%	4.73%	36.21%	31.85%	68.15%	2,389
Nicolet Area	48.77%	13.02%	4.38%	4.27%	29.56%	44.08%	55.92%	937
Northcentral	44.78%	10.87%	5.08%	4.43%	34.84%	40.48%	59.52%	3,229
Northeast Wisconsin	45.57%	10.89%	4.92%	4.05%	34.57%	40.50%	59.50%	6,338
Southwest Wisconsin	42.94%	11.95%	5.54%	5.63%	33.94%	50.22%	49.78%	1,155
Waukesha County	42.60%	10.58%	4.04%	4.70%	38.08%	36.06%	63.94%	3,167
Western	41.06%	11.06%	5.21%	4.64%	38.03%	48.24%	51.76%	3,300
Wisconsin Indianhead	49.33%	12.66%	4.26%	4.13%	29.62%	34.88%	65.12%	2,299
<b>Total Applicants</b>	<b>35,712</b>	<b>7,852</b>	<b>3,120</b>	<b>2,996</b>	<b>23,066</b>	<b>27,829</b>	<b>44,917</b>	<b>72,746</b>
<b>Average</b>	<b>49.09%</b>	<b>10.79%</b>	<b>4.29%</b>	<b>4.12%</b>	<b>31.71%</b>	<b>38.26%</b>	<b>61.74%</b>	<b>4,547</b>

Year-end data includes Wisconsin resident undergraduates, awarded and unawarded, for the FAFSA filer's first school only.

**2018-19**  
**ALL SECTORS**

**Independent Colleges & Universities, Tribal Colleges, UW System, WTC System**  
**Breakdown of Non-Need-Based Financial Assistance Spent**

<b>Federal Assistance</b>	<b>Number of Awards</b>	<b>Total Dollars</b>	<b>Average Award</b>	<b>% of Total Aid Spent</b>
Non-need Federal Grants or Scholarships	1,080	\$10,195,165	\$9,440	1.82%
Parent Loan for Undergraduate Students (PLUS)	4,847	\$53,620,221	\$11,063	9.56%
Stafford Loans (unsubsidized)	63,414	\$208,524,132	\$3,288	37.16%
<b>Total Federal Assistance</b>	<b>69,341</b>	<b>\$272,339,518</b>	<b>\$3,928</b>	<b>48.54%</b>
<b>Institutional Assistance</b>	<b>Number of Awards</b>	<b>Total Dollars</b>	<b>Average Award</b>	<b>% of Total Aid Spent</b>
AES Institutional Matching Funds	1,332	\$2,524,079	\$1,895	0.45%
Employment	1,448	\$3,021,331	\$2,087	0.54%
Grants or Scholarships	25,557	\$162,673,751	\$6,365	28.99%
Loans	502	\$1,247,205	\$2,484	0.22%
TES Institutional Matching Funds	625	\$656,814	\$1,051	0.12%
Tuition Waiver or Exchange Benefits	513	\$9,769,856	\$19,045	1.74%
<b>Total Institutional Assistance</b>	<b>29,977</b>	<b>\$179,893,035</b>	<b>\$6,001</b>	<b>32.06%</b>
<b>Private Assistance</b>	<b>Number of Awards</b>	<b>Total Dollars</b>	<b>Average Award</b>	<b>% of Total Aid Spent</b>
Alternative Loans	7,804	\$74,297,578	\$9,520	13.24%
Private Grants or Scholarships	11,157	\$23,683,590	\$2,123	4.22%
<b>Total Private Assistance</b>	<b>18,961</b>	<b>\$97,981,168</b>	<b>\$5,168</b>	<b>17.46%</b>
<b>State Assistance Administered by Other Agencies</b>	<b>Number of Awards</b>	<b>Total Dollars</b>	<b>Average Award</b>	<b>% of Total Aid Spent</b>
DVA - State Veterans Supplement	586	\$1,725,138	\$2,944	0.31%
Other Non-Need Based State Grants and Scholarships	1,064	\$2,313,817	\$2,175	0.18%
<b>Total State Assistance (Other)</b>	<b>1,650</b>	<b>\$4,038,956</b>	<b>\$2,448</b>	<b>0.49%</b>
<b>State Assistance Administered by HEAB</b>	<b>Number of Awards</b>	<b>Total Dollars</b>	<b>Average Award</b>	<b>% of Total Aid Spent</b>
Academic Excellence Scholarship	2,746	\$2,953,827	\$1,076	0.53%
Minority Teacher Loan	11	\$87,852	\$7,987	0.016%
Student Leadership Loan Program	24	\$150,000	\$6,250	0.03%
Teacher Education Loan	20	\$133,834	\$6,692	0.02%
Teacher of Visually Impaired	0	\$0	#DIV/0!	0.000%
Technical Excellence Scholarship	870	\$868,354	\$998	0.15%
Wisconsin Covenant - Scholars Grant	4,131	\$2,661,798	\$644	0.47%
<b>Total State Assistance (HEAB)</b>	<b>7,802</b>	<b>\$6,855,665</b>	<b>\$879</b>	<b>1.22%</b>
<b>Total State Assistance (HEAB and Other)</b>	<b>9,452</b>	<b>\$10,894,621</b>	<b>\$1,153</b>	<b>1.71%</b>
<b>TOTAL NON-NEED-BASED ASSISTANCE</b>	<b>127,731</b>	<b>\$561,108,342</b>	<b>\$4,393</b>	<b>100%</b>

Data provided by the UW System Administration, each Independent College or University, each Tribal College, and the WTC System Office.

Prepared by the State of Wisconsin Higher Educational Aids Board - 2/5/2020

**2018-19**  
**INDEPENDENT COLLEGES & UNIVERSITIES**  
**Breakdown of Non-Need-Based Financial Assistance Spent**

<b>Federal Assistance</b>	<b>Number of Awards</b>	<b>Total Dollars</b>	<b>Average Award</b>	<b>% of Total Aid Spent</b>
Other Federal Grants or Scholarships	328	\$4,229,832	\$12,896	1.53%
Parent Loan for Undergraduate Students (PLUS)	2,052	\$28,219,415	\$13,752	10.19%
Stafford Loans (unsubsidized)	14,008	\$48,919,223	\$3,492	17.66%
<b>Total Federal Assistance</b>	<b>16,388</b>	<b>\$81,368,470</b>	<b>\$4,965</b>	<b>29.37%</b>

<b>Institutional Assistance</b>	<b>Number of Awards</b>	<b>Total Dollars</b>	<b>Average Award</b>	<b>% of Total Aid Spent</b>
AES Institutional Matching Funds	335	\$367,150	\$1,096	0.13%
Employment	1,343	\$2,864,599	\$2,133	1.03%
Grants or Scholarships	15,012	\$139,018,731	\$9,261	50.18%
Loans	145	\$608,198	\$4,194	0.22%
Tuition Waiver or Exchange Benefit	367	\$9,502,663	\$25,893	3.43%
<b>Total Institutional Assistance</b>	<b>17,202</b>	<b>\$152,361,341</b>	<b>\$8,857</b>	<b>55.00%</b>

<b>Private Assistance</b>	<b>Number of Awards</b>	<b>Total Dollars</b>	<b>Average Award</b>	<b>% of Total Aid Spent</b>
Alternative Loans	3,049	\$37,156,936	\$12,187	13.41%
Private Grants or Scholarships	1,728	\$4,829,682	\$2,795	1.74%
<b>Total Private Assistance</b>	<b>4,777</b>	<b>\$41,986,618</b>	<b>\$8,789</b>	<b>15.16%</b>

<b>State Assistance Administered by other Agencies</b>	<b>Number of Awards</b>	<b>Total Dollars</b>	<b>Average Award</b>	<b>% of Total Aid Spent</b>
Other Non-Need Based State Grants and Scholarships	36	\$190,064	\$0	0.07%
<b>Total State Assistance (Other)</b>	<b>36</b>	<b>\$190,064</b>	<b>\$0</b>	<b>0.07%</b>

<b>State Assistance Administered by HEAB</b>	<b>Number of Awards</b>	<b>Total Dollars</b>	<b>Average Award</b>	<b>% of Total Aid Spent</b>
Academic Excellence Scholarship	463	\$505,459	\$1,092	0.18%
Minority Teacher Loan	10	\$85,500	\$8,550	0.03%
Teacher Loan	6	\$33,500	\$5,583	0.01%
Wisconsin Covenant - Scholars Grant	752	\$514,267	\$684	0.19%
<b>Total State Assistance (HEAB)</b>	<b>1,231</b>	<b>\$1,138,726</b>	<b>\$925</b>	<b>0.41%</b>
<b>Total State Assistance (HEAB and Other)</b>	<b>1,267</b>	<b>\$1,328,790</b>	<b>\$1,049</b>	<b>0.48%</b>

<b>TOTAL NON-NEED-BASED ASSISTANCE</b>	<b>39,634</b>	<b>\$277,045,219</b>	<b>\$6,990</b>	<b>100%</b>
--	---------------	----------------------	----------------	-------------

Data provided by each Independent College or University.

Prepared by the State of Wisconsin Higher Educational Aids Board - 2/5/2020

**2018-19**  
**TRIBAL COLLEGES**  
**Breakdown of Non-Need-Based Financial Assistance Spent**

<b>Federal Assistance</b>	<b>Number of Awards</b>	<b>Total Dollars</b>	<b>Average Award</b>	<b>% of Total Aid Spent</b>
AmeriCorps	2	\$2,500	\$1,250	2.14%
Other Federal Grants or Scholarships	16	\$39,172	\$2,448	33.49%
<b>Total Federal Assistance</b>	<b>18</b>	<b>\$41,672</b>	<b>\$2,315</b>	<b>35.63%</b>

<b>Institutional Assistance</b>	<b>Number of Awards</b>	<b>Total Dollars</b>	<b>Average Award</b>	<b>% of Total Aid Spent</b>
<b>Total Institutional Assistance</b>	<b>0</b>	<b>\$0</b>	<b>\$0</b>	<b>0.00%</b>

<b>Private Assistance</b>	<b>Number of Awards</b>	<b>Total Dollars</b>	<b>Average Award</b>	<b>% of Total Aid Spent</b>
Private Grants or Scholarships	59	\$65,705	\$1,114	56.17%
<b>Total Private Assistance</b>	<b>59</b>	<b>\$65,705</b>	<b>\$1,114</b>	<b>56.17%</b>

<b>State Assistance Administered by Other Agencies</b>	<b>Number of Awards</b>	<b>Total Dollars</b>	<b>Average Award</b>	<b>% of Total Aid Spent</b>
Other Non-Need Based State Grants and Scholarships	3	\$8,590	\$2,863	7.34%
<b>Total State Assistance (Other)</b>	<b>3</b>	<b>\$8,590</b>	<b>\$2,863</b>	<b>7.34%</b>

<b>State Assistance Administered by HEAB</b>	<b>Number of Awards</b>	<b>Total Dollars</b>	<b>Average Award</b>	<b>% of Total Aid Spent</b>
Wisconsin Covenant - Scholars Grant	1	\$1,000	\$684	0.19%
<b>Total State Assistance (HEAB)</b>	<b>1</b>	<b>\$1,000</b>	<b>\$684</b>	<b>0.19%</b>

<b>Total State Assistance (HEAB and Other)</b>	<b>4</b>	<b>\$9,590</b>	<b>\$2,398</b>	<b>8.20%</b>
<b>TOTAL NON-NEED-BASED ASSISTANCE</b>	<b>81</b>	<b>\$116,967</b>	<b>\$1,444</b>	<b>100.00%</b>

Data provided by each Tribal College.

Prepared by the State of Wisconsin Higher Educational Aids Board - 2/5/2020

**2018-19**  
**UNIVERSITY OF WISCONSIN SYSTEM**  
**Breakdown of Non-Need-Based Financial Assistance Spent**

<b>Federal Assistance</b>	<b>Number of Awards</b>	<b>Total Dollars</b>	<b>Average Award</b>	<b>% of Total Aid Spent</b>
Other Federal Grants or Scholarships	397	\$5,230,729	\$13,176	2.52%
Parent Loan for Undergraduate Students (PLUS)	2,665	\$24,625,676	\$9,240	11.88%
Stafford Loans (unsubsidized)	30,284	\$95,096,508	\$3,140	45.86%
<b>Total Federal Assistance</b>	<b>33,346</b>	<b>\$124,952,913</b>	<b>\$3,747</b>	<b>60.26%</b>

<b>Institutional Assistance</b>	<b>Number of Awards</b>	<b>Total Dollars</b>	<b>Average Award</b>	<b>% of Total Aid Spent</b>
AES Institutional Matching Funds	968	\$2,125,430	\$2,196	1.03%
Grants or Scholarships	8,039	\$21,557,932	\$2,682	10.40%
Loans	180	\$603,550	\$3,353	0.29%
<b>Total Institutional Assistance</b>	<b>9,187</b>	<b>\$24,286,912</b>	<b>\$2,644</b>	<b>11.71%</b>

<b>Private Assistance</b>	<b>Number of Awards</b>	<b>Total Dollars</b>	<b>Average Award</b>	<b>% of Total Aid Spent</b>
Private Grants or Scholarships	6,338	\$16,352,494	\$2,580	7.89%
Alternative Loans	4,303	\$34,689,320	\$8,062	16.73%
<b>Total Private Assistance</b>	<b>10,641</b>	<b>\$51,041,814</b>	<b>\$4,797</b>	<b>24.62%</b>

<b>State Assistance Administered by Other Agencies</b>	<b>Number of Awards</b>	<b>Total Dollars</b>	<b>Average Award</b>	<b>% of Total Aid Spent</b>
Other Non-Need Based State Grants and Scholarships	844	\$1,644,501	\$1,948	0.79%
State Veterans Supplement - DVA	218	\$743,722	\$3,412	0.36%
<b>Total State Assistance (Other)</b>	<b>1,062</b>	<b>\$2,388,223</b>	<b>\$2,249</b>	<b>0.36%</b>

<b>State Assistance Administered by HEAB</b>	<b>Number of Awards</b>	<b>Total Dollars</b>	<b>Average Award</b>	<b>% of Total Aid Spent</b>
Academic Excellence Scholarship	2,241	\$2,407,307	\$1,074	1.16%
Minority Teacher Loan	1	\$2,352	\$2,352	0.00%
Student Leadership Loan Program	24	\$150,000	\$6,250	0.07%
Teacher Loan	14	\$100,334	\$7,167	0.05%
Wisconsin Covenant - Scholars Grant	3,148	\$2,024,325	\$643	0.98%
<b>Total State Assistance (HEAB)</b>	<b>5,428</b>	<b>\$4,684,318</b>	<b>\$863</b>	<b>2.26%</b>

<b>Total State Assistance (HEAB and Other)</b>	<b>6,490</b>	<b>\$7,072,541</b>	<b>\$1,090</b>	<b>2.62%</b>
<b>TOTAL NON-NEED-BASED ASSISTANCE</b>	<b>59,664</b>	<b>\$207,354,180</b>	<b>\$3,475</b>	<b>99.21%</b>

Data provided by the University of Wisconsin System Administration.

Prepared by the State of Wisconsin Higher Educational Aids Board - 2/5/2020

**2018-19**  
**WISCONSIN TECHNICAL COLLEGE SYSTEM**  
**Breakdown of Non-Need-Based Financial Assistance Spent**

<b>Federal Assistance</b>	<b>Number of Awards</b>	<b>Total Dollars</b>	<b>Average Award</b>	<b>% of Total Aid Spent</b>
Other Federal Grants or Scholarships	337	\$692,933	\$2,056	0.90%
Parent Loan for Undergraduate Students (PLUS)	130	\$775,130	\$5,963	1.01%
Stafford Loans (unsubsidized)	19,122	\$64,508,401	\$3,374	84.22%
<b>Total Federal Assistance</b>	<b>19,589</b>	<b>\$65,976,464</b>	<b>\$3,368</b>	<b>86.14%</b>

<b>Institutional Assistance</b>	<b>Number of Awards</b>	<b>Total Dollars</b>	<b>Average Award</b>	<b>% of Total Aid Spent</b>
AES Institutional Matching Funds	29	\$31,499	\$1,086	0.04%
Employment	105	\$156,732	\$1,493	0.20%
Grants or Scholarships	2,506	\$2,097,088	\$837	2.74%
Loans	177	\$35,457	\$200	0.05%
TES Institutional Matching Funds	625	\$656,814	\$1,051	0.86%
Tuition Waiver	146	\$267,193	\$1,830	0.35%
<b>Total Institutional Assistance</b>	<b>3,588</b>	<b>\$3,244,782</b>	<b>\$904</b>	<b>4.24%</b>

<b>Private Assistance</b>	<b>Number of Awards</b>	<b>Total Dollars</b>	<b>Average Award</b>	<b>% of Total Aid Spent</b>
Alternative Loans	452	\$2,451,322	\$5,423	3.20%
Grants or Scholarships	3,032	\$2,435,709	\$803	3.18%
<b>Total Private Assistance</b>	<b>3,484</b>	<b>\$4,887,031</b>	<b>\$1,403</b>	<b>6.38%</b>

<b>State Assistance Administered by Other Agencies</b>	<b>Number of Awards</b>	<b>Total Dollars</b>	<b>Average Award</b>	<b>% of Total Aid Spent</b>
DVA - State Veterans Supplement	368	\$981,416	\$2,667	1.28%
DWD - Wisconsin Investment Act	130	\$364,912	\$2,807	0.48%
Other State Grants / Scholarships	51	\$105,750	\$2,074	0.14%
<b>Total State Assistance (Other)</b>	<b>549</b>	<b>\$1,452,079</b>	<b>\$2,645</b>	<b>1.90%</b>

<b>State Assistance Administered by HEAB</b>	<b>Number of Awards</b>	<b>Total Dollars</b>	<b>Average Award</b>	<b>% of Total Aid Spent</b>
Academic Excellence Scholarship	42	\$41,061	\$978	0.05%
Technical Excellence Scholarship	870	\$868,354	\$998	1.13%
Wisconsin Covenant - Scholars Grant	230	\$122,206	\$531	0.16%
<b>Total State Assistance (HEAB)</b>	<b>1,142</b>	<b>\$1,031,621</b>	<b>\$903</b>	<b>1.35%</b>
<b>Total State Assistance (HEAB and Other)</b>	<b>1,691</b>	<b>\$2,483,700</b>	<b>\$1,469</b>	<b>3.24%</b>

<b>TOTAL NON-NEED-BASED ASSISTANCE</b>	<b>28,352</b>	<b>\$76,591,977</b>	<b>\$2,701</b>	<b>100.00%</b>
--	---------------	---------------------	----------------	----------------

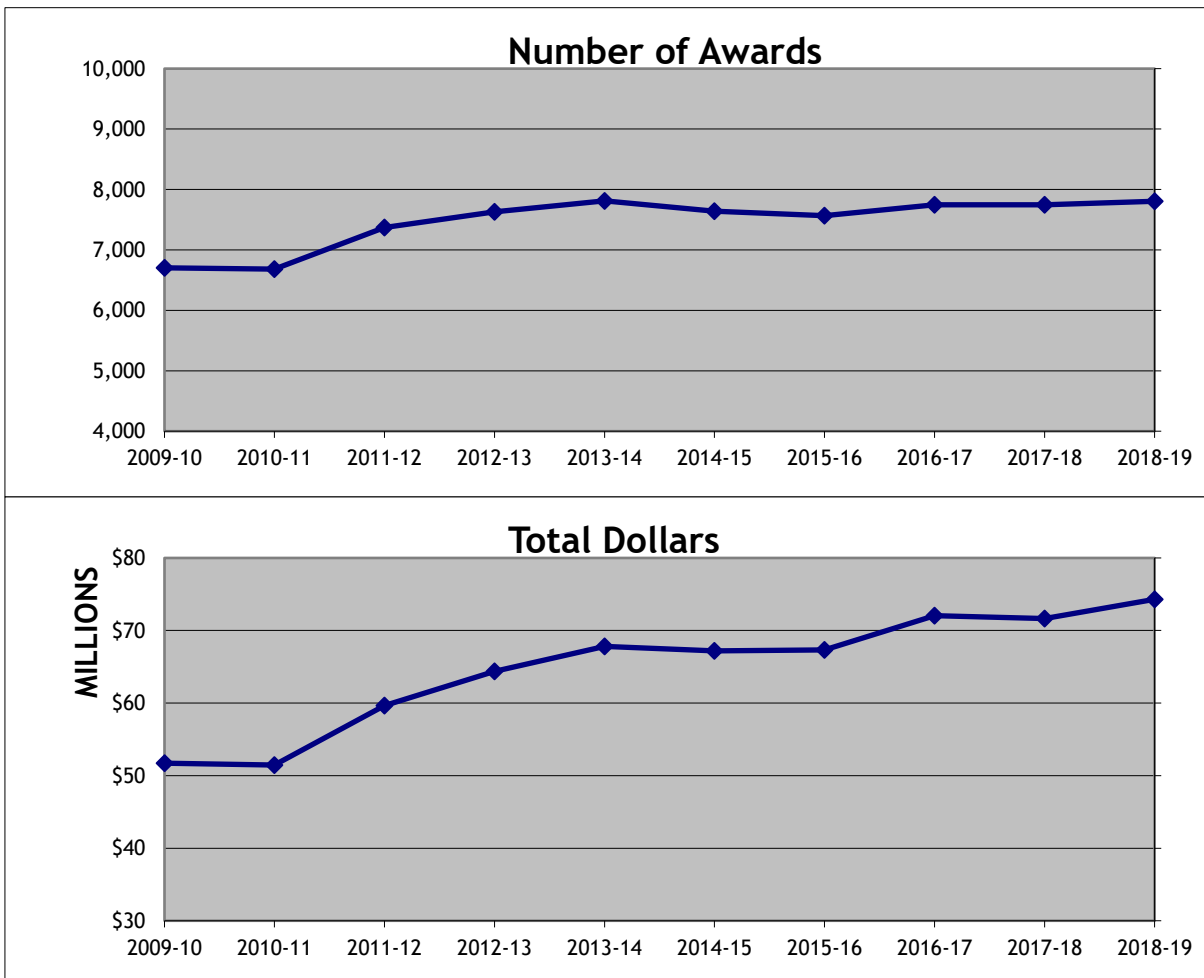
Data provided by the Wisconsin Technical College System Office.

Prepared by the State of Wisconsin Higher Educational Aids Board - 2/5/2020

### 2018-19 ALL SECTORS 10-Year Comparison of Alternative Loan Use in Wisconsin

Academic Year	Number of Awards	Total Dollars	Average Award
2009-10	6,704	\$51,691,721	\$7,711
2010-11	6,682	\$51,460,609	\$7,701
2011-12	7,372	\$59,662,012	\$8,093
2012-13	7,632	\$64,383,699	\$8,436
2013-14	7,812	\$67,793,904	\$8,678
2014-15	7,641	\$67,179,137	\$8,792
2015-16	7,564	\$67,316,139	\$8,900
2016-17	7,747	\$72,030,252	\$9,298
2017-18	7,744	\$71,649,953	\$9,252
<b>2018-19</b>	<b>7,804</b>	<b>\$74,297,578</b>	<b>\$9,520</b>

Alternative loans consist of student / parent obtained loans from private sources; not Federal, Institutional or State sources.



Data provided by the UW System Administration, each Independent College or University, each Tribal College, and the WTC System Office.

Prepared by the State of Wisconsin Higher Educational Aids Board - 2/5/2020

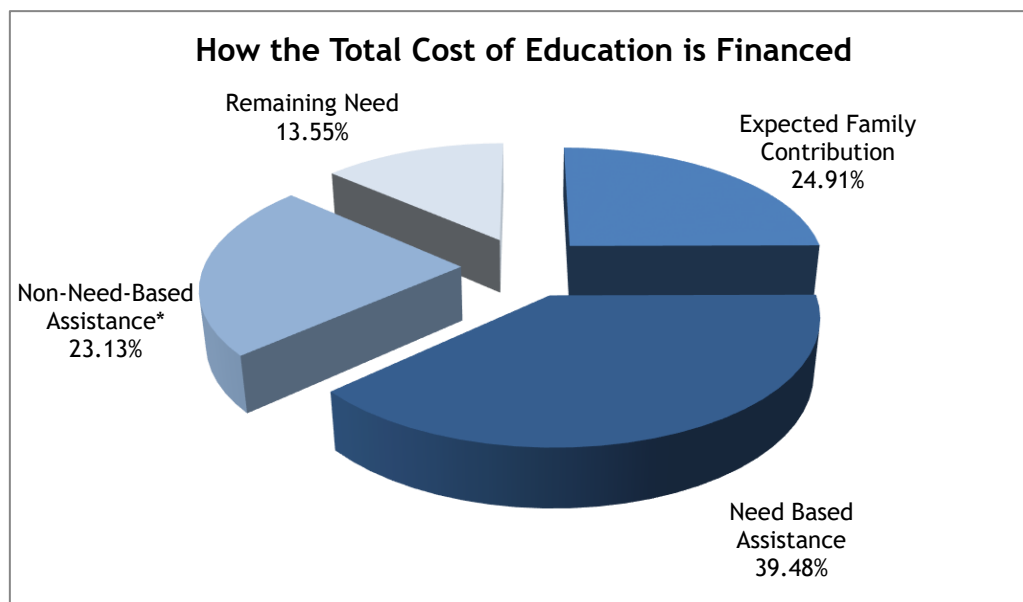


**2018-19**  
**ALL SECTORS**  
Independent Colleges & Universities, Tribal Colleges, UW System, WTC System  
**Need-Based and Non-Need-Based Financial Assistance**

Number of Students Receiving Need-Based Financial Assistance	113,497
Total Cost of Education	\$2,426,071,251
- Expected Family Contribution (EFC)	- \$604,411,399
- Total Need-Based Assistance	- \$931,895,529
- Total Non-Need-Based Assistance *	- \$561,108,342
<b>Remaining Educational Need (source unknown)</b>	<b>\$328,655,981</b>

Source of Assistance	Number of Awards	Total Dollars	Average Award	% of Total Aid Spent
Total Federal Assistance	268,303	\$877,295,857	\$3,270	58.76%
Total Institutional Assistance	55,980	\$334,166,930	\$5,969	22.38%
Total Private Assistance	26,215	\$134,060,917	\$5,114	8.98%
Total State Assistance	96,102	\$147,480,167	\$1,535	9.88%
<b>Total Assistance</b>	<b>446,600</b>	<b>\$1,493,003,871</b>	<b>\$3,343</b>	<b>100.00%</b>

Type of Assistance	Number of Awards	Total Dollars	Average Award	% of Total Aid Spent
Grants / Scholarships	269,759	\$849,579,517	\$3,149	56.90%
Loans	163,924	\$619,741,390	\$3,781	41.51%
Work-Study	12,917	\$23,682,964	\$1,833	1.59%
<b>Total Assistance</b>	<b>446,600</b>	<b>\$1,493,003,871</b>	<b>\$3,343</b>	<b>100.00%</b>

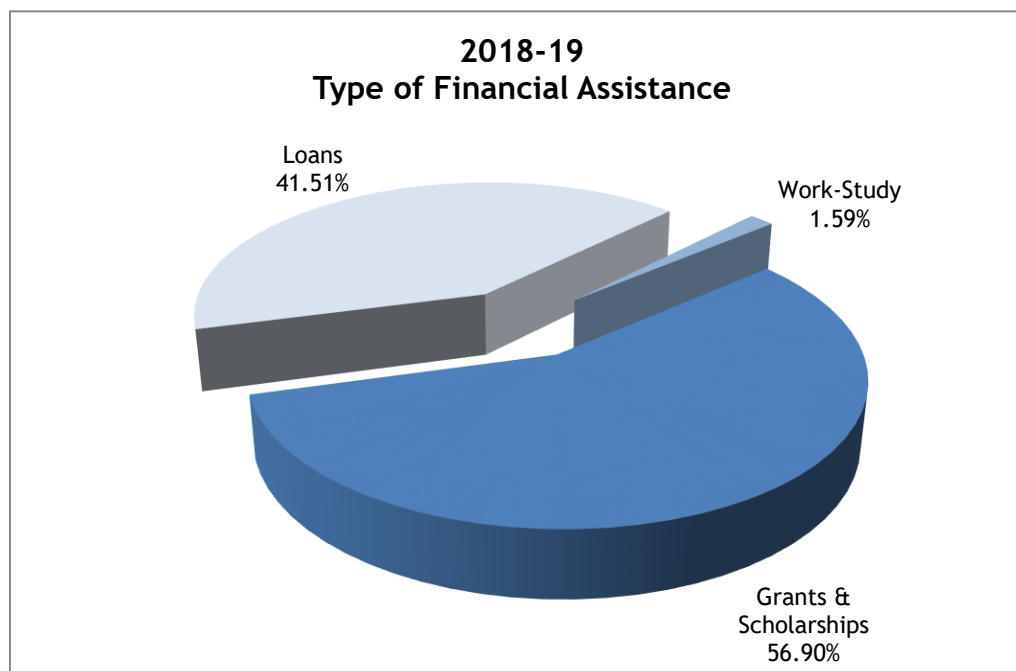
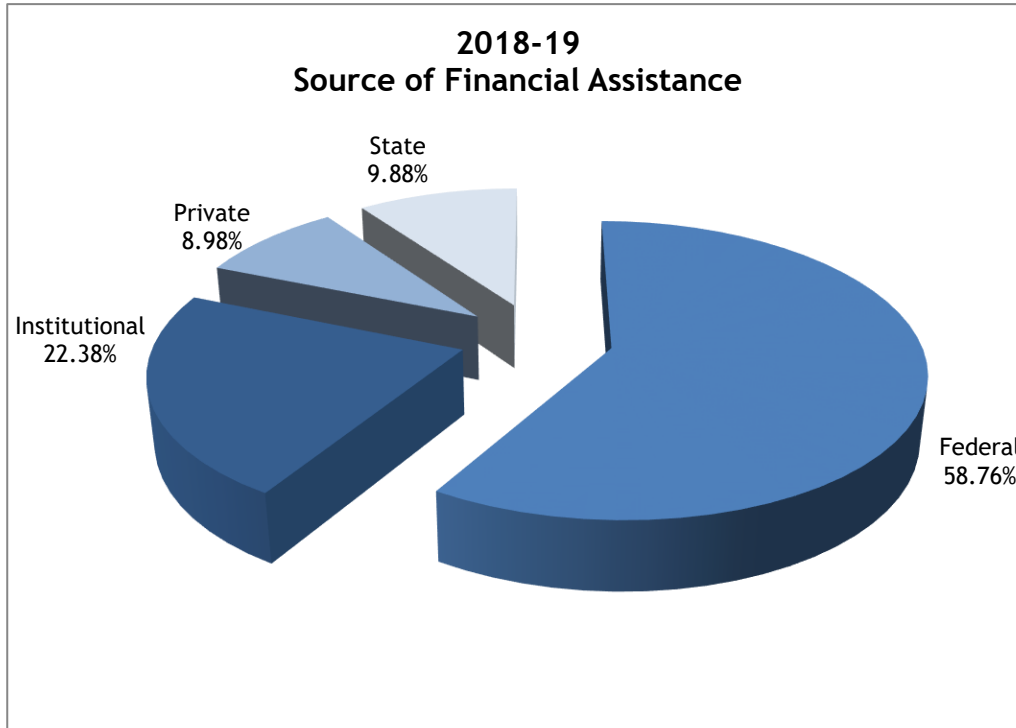


\* Some Non-Need-Based Assistance may also be fulfilling the EFC.

Data provided by the UW System Administration, each Independent College or University, each Tribal College, and the WTC System Office.

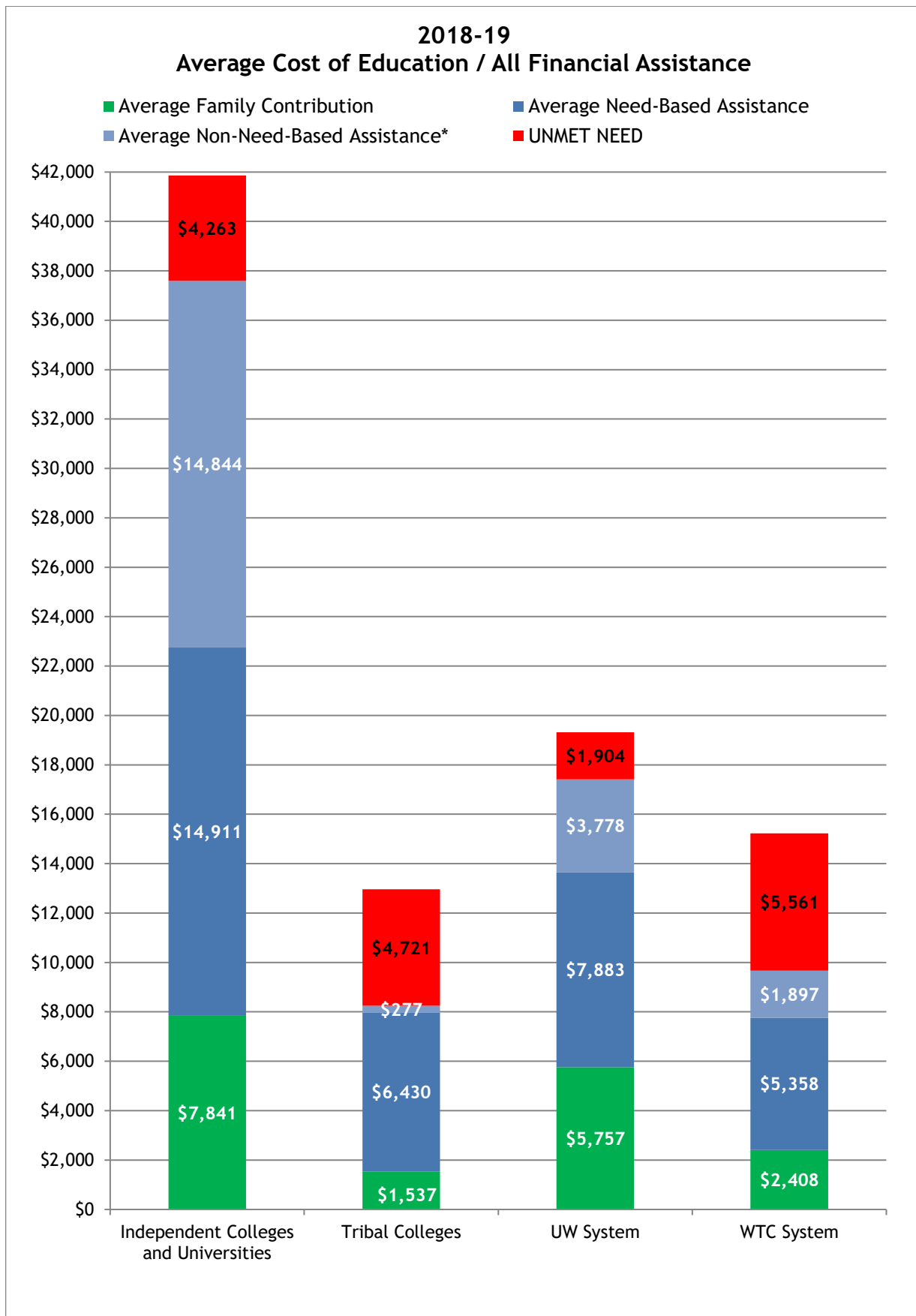
Prepared by the State of Wisconsin Higher Educational Aids Board - 2/5/2020

**2018-19**  
**ALL SECTORS**  
Independent Colleges & Universities, Tribal Colleges, UW System, WTC System  
**Need-Based and Non-Need-Based Financial Assistance**



Data provided by the UW System Administration, each Independent College or University, each Tribal College, and the WTC System Office.

Prepared by the State of Wisconsin Higher Educational Aids Board - 2/5/2020



Data provided by the UW System Administration, each Independent College or University, each Tribal College, and the WTC System Office.

Prepared by the State of Wisconsin Higher Educational Aids Board - 2/5/2020